

1616 Rhode Island avenue NW
Washington, DC 20036

Anthony H. Cordesman

Phone: 1.202.775.3270

Email: acordesman@gmail.com

Web version:

www.csis.org/burke/reports



Shaping the Uncertain Future of the ANSF

Anthony H. Cordesman

CSIS

CENTER FOR STRATEGIC &
INTERNATIONAL STUDIES

Burke Chair
in Strategy

April 16, 2014

www.csis.org |

Introduction

Creating an effective transition for the ANSF is only one of the major challenges that Afghanistan, the US, and Afghanistan's other allies face during 2014-2015 and beyond. The five other key challenges include:

- Going from an election to effective leadership and political cohesion and unity.
- Creating an effective and popular structure governance, with suitable reforms, from the local to central government, reducing corruption to acceptable levels, and making suitable progress in planning, budgeting, and budget execution.
- Coping with the coming major cuts in outside aid and military spending in Afghanistan, adapting to a largely self-financed economy, developing renewal world economic development plans, carrying out the reforms pledged at the Tokyo Conference, and reducing the many barriers to doing business.
- Establishing relations with Pakistan and other neighbors that will limit outside pressures and threats, and insurgent sanctuaries on Afghanistan's border.
- Persuading the US, other donors, NGCO, and nations will to provide advisors to furnish the needed aid effort through at least 2018, and probably well beyond.

Afghanistan: 2014-2015, which is available on the CSIS web site at <http://csis.org/publication/challenges-transition-afghanistan-2014-2015>.

Nevertheless, Afghanistan cannot succeed unless the ANSF meets the wide range of security challenges summarized in **Page 7**, and which are the subject of this briefing. Many of these challenges are ones that all governments face in shaping an effective security response to major extremist and insurgent threats. Others are unique to Afghanistan.

It should be clear from this list and the briefing that follows that the ANSF faces problems that make a successful Transition a high risk effort even if the ANSF is the *only* factor considered in supporting an effective Transition. This risk is highlighted in much of the data that follow, and in virtually all of the narratives describing the current state of the ANSF.

At the same time, the briefing shows that there are positive as well as negative trends. The ANSF may be able to succeed if it receive suitable outside support, and particularly if it has a substantial advisory and enable presence from the US, if other key ISAF states like Germany and Italy provide a presence in in key areas, and if the donors provide the funds necessary for the ANSF to develop, operate, and mature.

The Afghan Government Can Be as Serious a “Threat” as the Insurgents: The *Other* Challenges of Transition

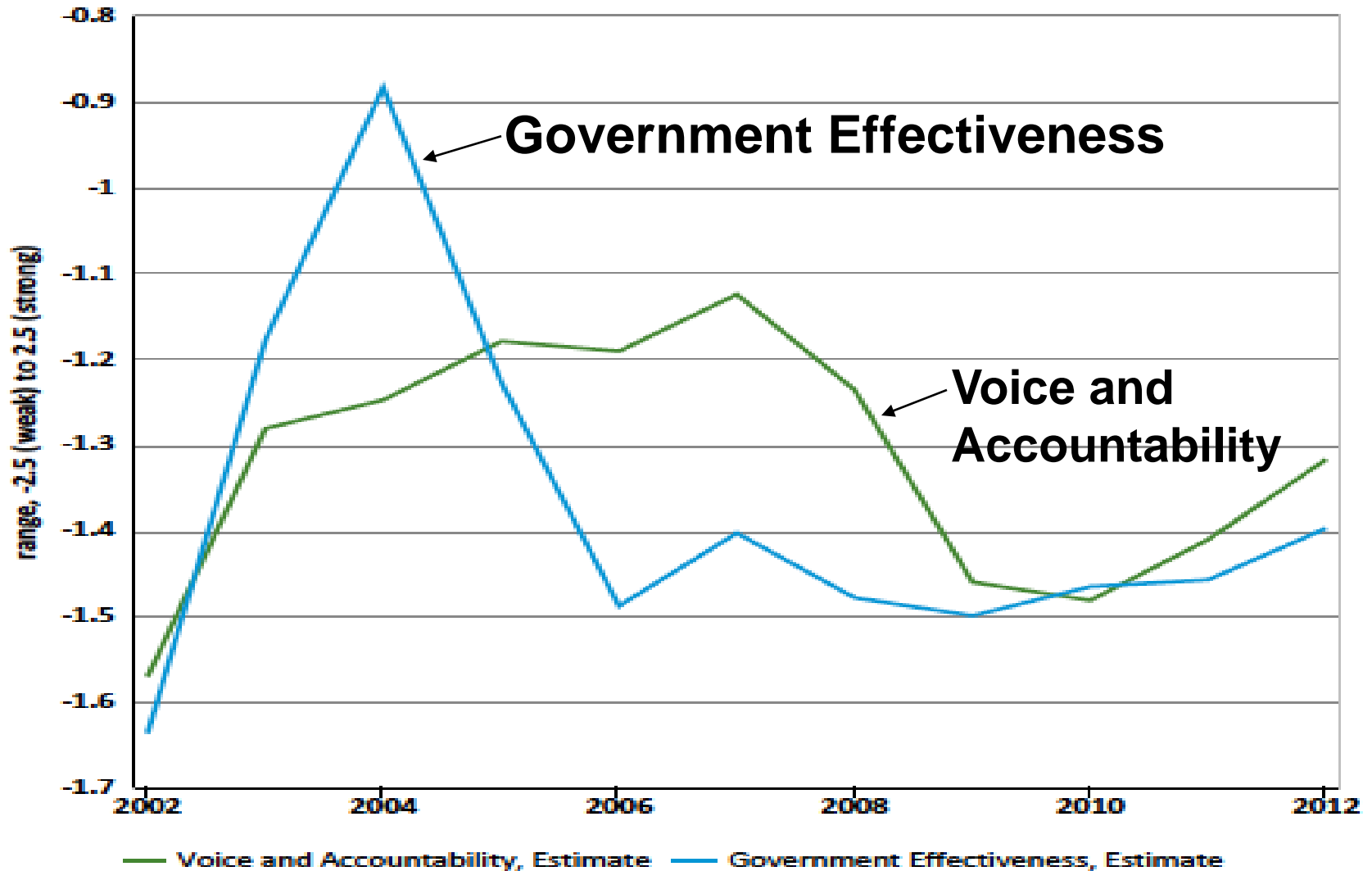
- **Creating political unity and reasons to be loyal to government**
- **Creating a new structure of governance and balance between factions**
- **Effective revenue collection, budget planning and expenditure, and limits to corruption**
- **Fully replacing NATO/ISAF with the ANSF and “layered defense”**
- **Creating a new structure of security forces, advisors, and aid funds, to include addressing the presence of US and other nations’ personnel**
- **Acting on the Tokyo Conference: Creating effective flow and use of aid, economic reform, and limits to corruption and waste**
- **Stabilizing a market economy driven by military spending and moving towards development: Brain drain and capital flight**
- **Coping with weather and other challenges to agricultural structure and with pressures to increase the narco-economy**
- **Dealing with neighbors: Pakistan, Iran, Central Asian nations, India, China, and Russia**

A Long List of Key Uncertainties

- **When will a new President take office?**
- **Can the new President win popular support... and lead?**
- **How long will it take to form a functional government at all levels – national, provincial, district?**
- **How will the mix of power brokers change?**
- **What security challenges will emerge and when? How will the MoD and Mol function and respond?**
- **Who will take charge of budgeting, economic planning, and use of international aid?**
- **What will be mix of corruption versus relative honesty?**
- **What will be the mix of capabilities – e.g., war-fighting versus security? How will Afghan leaders reshape the rule of law?**
- **How will layered defense actually interact with governance?**
- **Accommodation? Search for peace?**
- **Role of neighboring powers?**

World Bank Rankings of Governance Shows Very Uncertain Trends

Afghanistan



Key Military Challenges

- Responding to the changing threat in a Political-Military War.
- Transitioning from “their way” to “our way:” new chain of command, supply and sustainment, role of NCOs, O&M, etc.
- Top Down Leadership: New President, Mol, MoD
- Evolution of effective overall command structure.
- Funding and management of resource; effective flow of money.
- Redefining force structure and force plans.
- Reshaping C3I/BM, IS&R
- Role of ANA vs. ANP and ALP, rule of law
- Promotion, enlistment, pay, medical, food, housing, security, retirement
- Leave and recovery. AWOL and attrition.
- National, regional, ethnic, and sectarian politicization.
- Training cycle: Shifting from “force generation” to “force effectiveness.”
- Reshaping role of US and other “partners,” advisors, “enablers.”

The Challenge of Money and Corruption

Money and Corruption

Afghanistan faces major problems in avoiding a major recession and economic crisis in the course of Transition. In spite of optimistic and sometimes grossly exaggerated expectations and claims by some Afghan officials and outside NGOs and aid donors, Afghanistan has not made serious progress towards economic development, has a market economy dependent on military spending and outside flow of aid, cannot finance its budget, and has no near to mid-term prospects of major increases in revenues through panaceas like mining and the “New Silk Road.”

Page 12 shows that its overall economic growth and critical agricultural sector have been shaped far more by an unstable level of annual rainfall in recent years than by any pattern of aid or market-driven economic growth. **Page 13** provides a rough indication of just how important **Page 14** warns that its critical market-oriented service sector could be crippled by the cuts in military spending and aid that have sustained its growth since the early 2000s.

Pages 15-18 show the the Afghan government already faces major problems in funding its entire budget, not just the ANSF.

The critical Service sector of its economy faces massive problems in adjusting to cuts in outside spending. According to an article in the *Washington Post*, its government revenues fall far short of previous expectations and its budget needs, and are projected

to fall some \$400 million short of the \$2.5 billion-plus in total government spending projected for 2014, and the some \$7 billion in total spending projection for 2015 and the initial years of Transition. Customs revenues alone fell \$105 million short of the \$540 million projected for December 2013 through March 2014. (Kevin Sieff & Joshua Partlow, “Afghan Economy Faces Serious Shortfall,” *Washington Post*, April, 16, 2014. p. A8.)

Worse, **Page 19** shows that international organizations like the World Bank, NGOs like Transparency International, and US government organization like SIGARs and the US Department of Defense 1230 report have found many past military and civil aid efforts to have had little or no overall impact, involve massive waste and corruption, and reflect a serious inability to plan and execute both effective security and civil budgets.

At the same time, **Pages 20-23** show that aid spending – most of which went to the ANSF, has been erratic, poorly managed, lack basic fiscal controls, involved high levels of dependence on contractors which have sometime been corrupt, and lack meaningful measures of effectiveness. This is particularly true of the US which have never developed meaningful effectiveness measures for either civil or security aid, which had no clear budget plans for funding aid in the future, and where the US congress cut a \$2.1 billion aid request for financial assistance nearly in half for this year.

Afghanistan desperately needs to reduce corruption, create a more effective systems for planning, managing, and executing its budget, and real world economic and aid plans focused on its overall needs and real priorities.

Donors need to understand, however, that Afghanistan will remain grossly corrupt, inefficient, and lacking in keys of competence through at least 2016.

THE REALITY IS THAT IT WILL TAKE MONEY TO COMPENSATE DURING THE MOST CRITICAL YEARS OF TRANSITION.

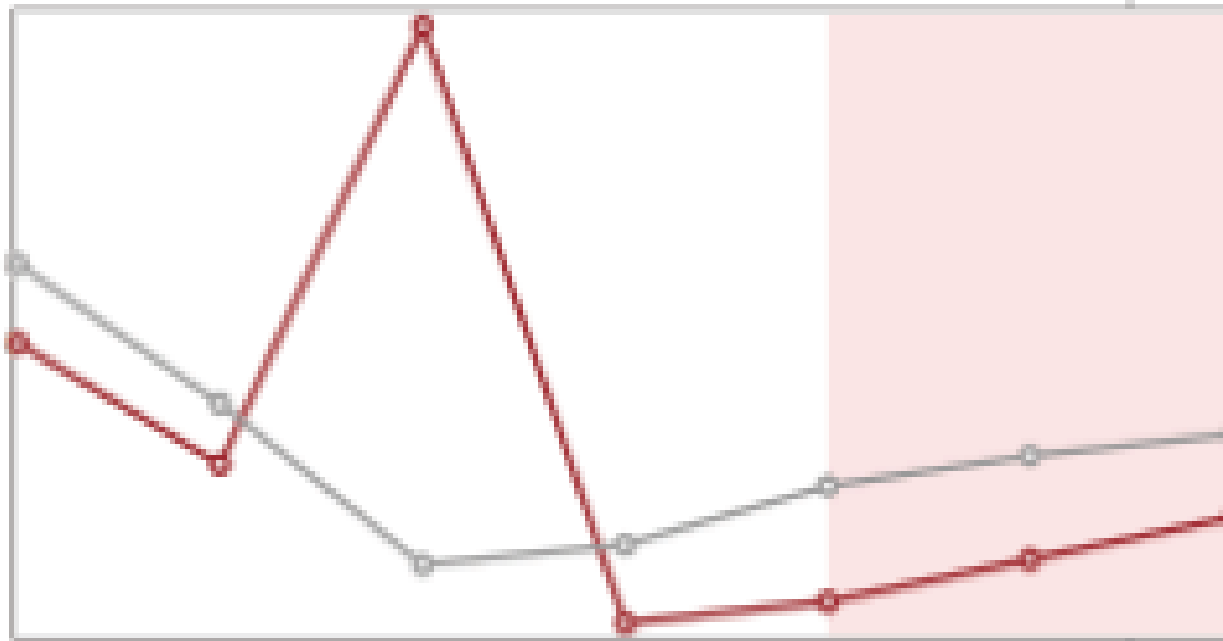
This is particularly true of the security sector. Afghanistan cannot manage to both fight an ongoing war and continue to develop its capabilities unless donors accept the reality that its efforts will not be efficient and that power brokering and corruption will continue at some level indefinitely into the future. They must be prepare for this reality and accept the fact that money will be the real world answer to many of the problems in Afghan security and the ANSF in the near term. A fantasy based on unrealistic standards will defeat the Afghan government more effectively than the Taliban.

Economic Challenges

- **“New Silk Road” is dead, and “Ring Road” is uncertain; mineral wealth is no miracle solution to economic challenges. Very little real growth other than aid and military spending driven – cyclical impact of rainfall.**
- **Still at war and highly aid dependent.**
- **Unclear who will plan and manage aid and revenues in government.**
- **No clear aid structure, revenue flows, outside plans and focus.**
- **The goal of 50% Afghan control ignores the roll back of aid/NGO presence; government ability to use and manage is insufficient.**
- **Failure of UNAMA, uncertain role of World Bank**
- **Service sector may leave, export capital, collapse.**
- **Major barriers to private development**
- **At least some risk of major recession and collapse of the market-driven sector.**

Challenge of Economic Impact of Transition: 12% to 3-4%

Annual GDP Growth (%)



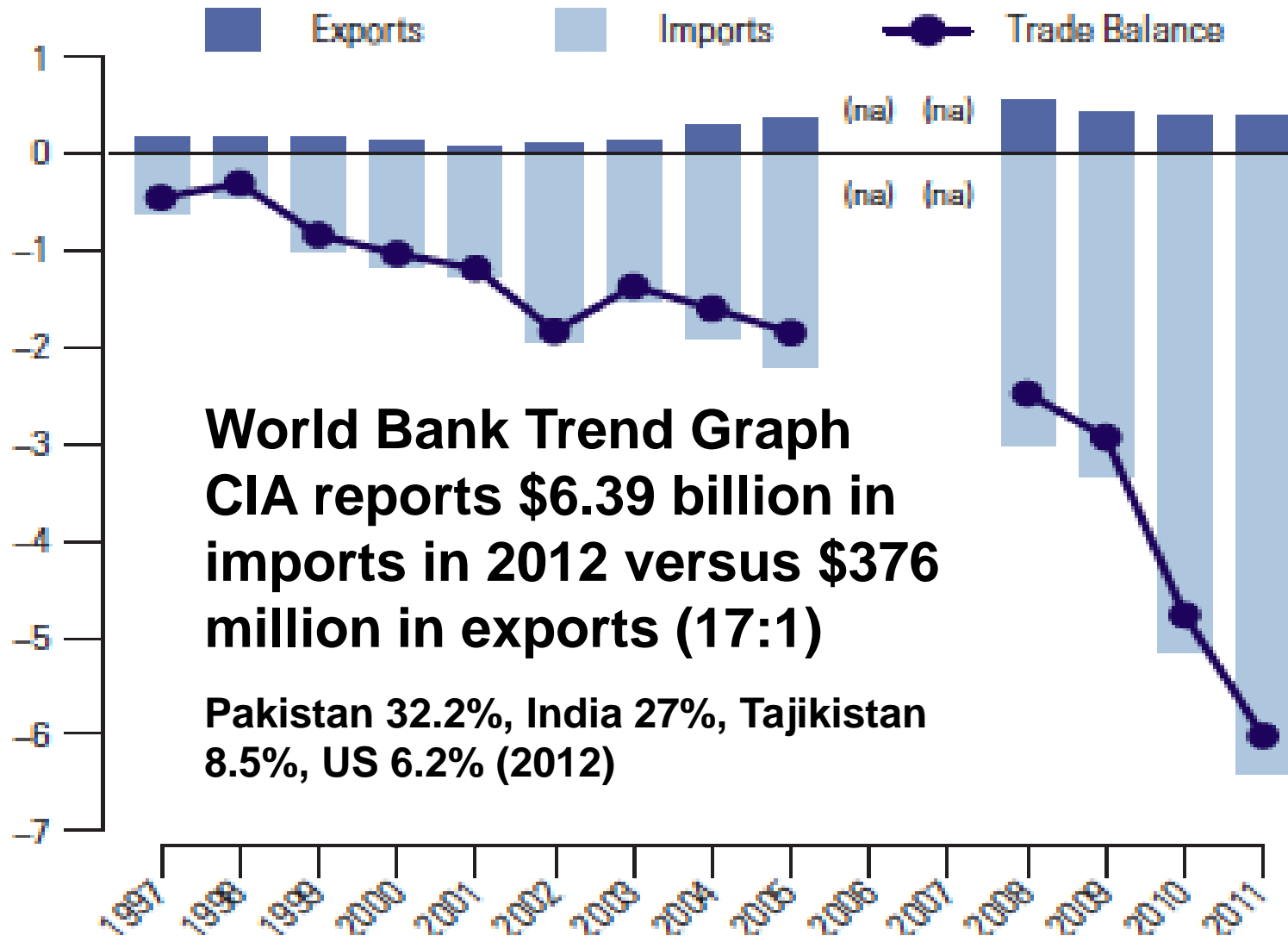
Afghanistan South Asia

Forecast (2014, 2015, 2016)

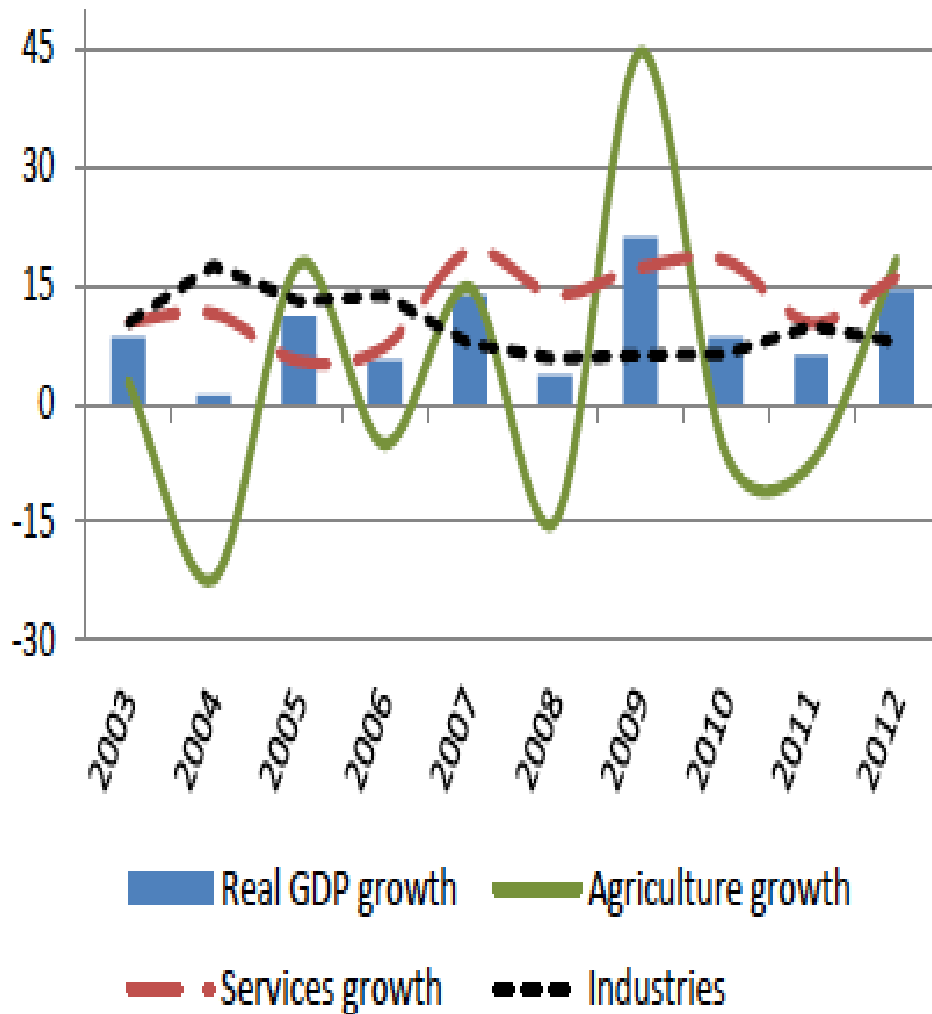
- Poverty level = 37%
- GNI per Capita = \$680
- Life expectancy = 50.5 years

The Trade Balance: A Rough Indication of Challenge of Post Transition Funding

(Bln US\$ by year)



Rainfall and Outside Spending, Not Aid or Development, Drive GDP Growth



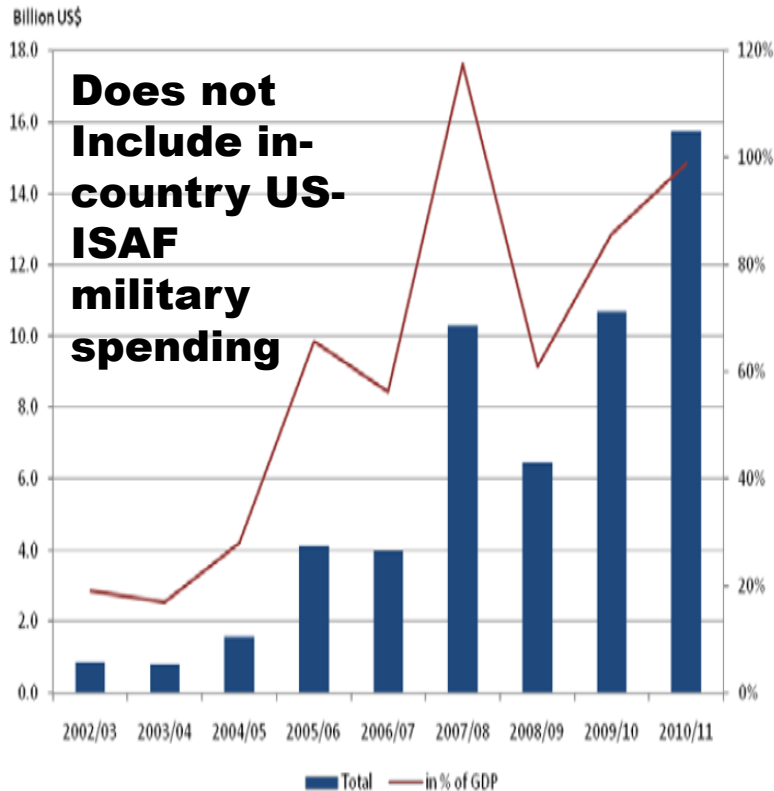
- Uncertainty surrounding the political and security transition in Afghanistan has led to a slowdown in economic growth in 2013, despite strong growth in 2012.
- Real GDP growth (excluding opium production) was 14.4% in 2012, which represented a sharp uptick from 6.1% in 2011.
- This strong performance was in large part due to an exceptional agricultural harvest supported by favorable weather conditions.
- Agriculture accounts for about a quarter of GDP (excluding opium). As a result, economic growth is influenced heavily by the volatile agricultural sector.

Budget Execution Has Been a Major Problem

- **Budget execution was only 36.4% of the operating budget and 17% of the development budget in the first half of 2013, compared to 50% and 24%, respectively, in the first half of 2012 .**
- **Among ministries with development budgets of more than \$50 million, only three (ministries of health, finance, and rural development) have executed more than 20% through the first half of 2013.**
- **Operating expenditures:**
 - **Increased during the first six months of 2013, as more spending moved on-budget. Yet execution rates remain low, particularly for the development budget.**
 - **Increased to Afs 82.1 billion in the first six months in 2013, compared to Afs 75.4 billion over the same period in 2012.**
- **Development expenditures declined to Afs 23.7 billion in the first half of 2013, compared to Afs 27 billion in the first half of 2012.**
- **Low budget execution continues to be a problem in Afghanistan, particularly affecting development expenditures in 2013.**

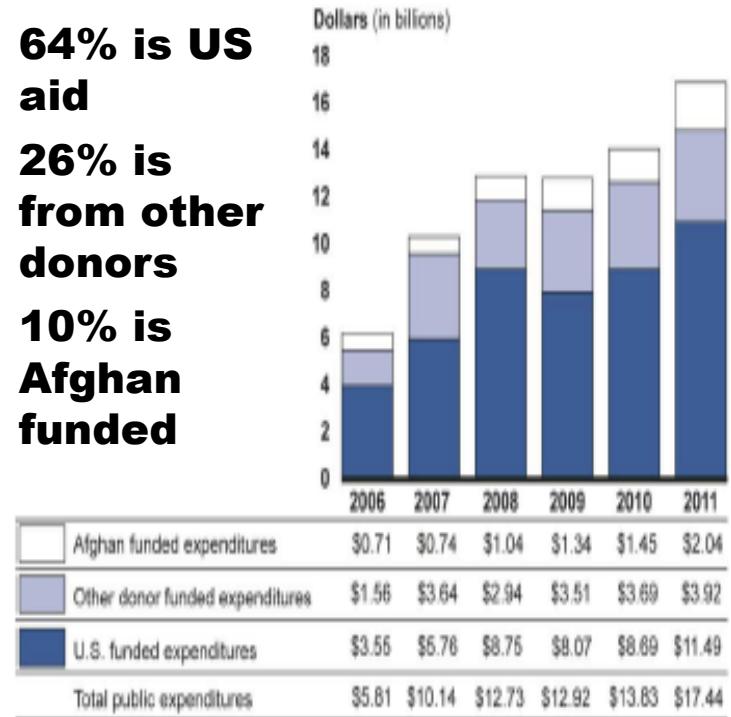
An Economy Driven by Aid, Military Spending, and Narcotics

Outside Aid Spending Drives GDP After 2003/2004

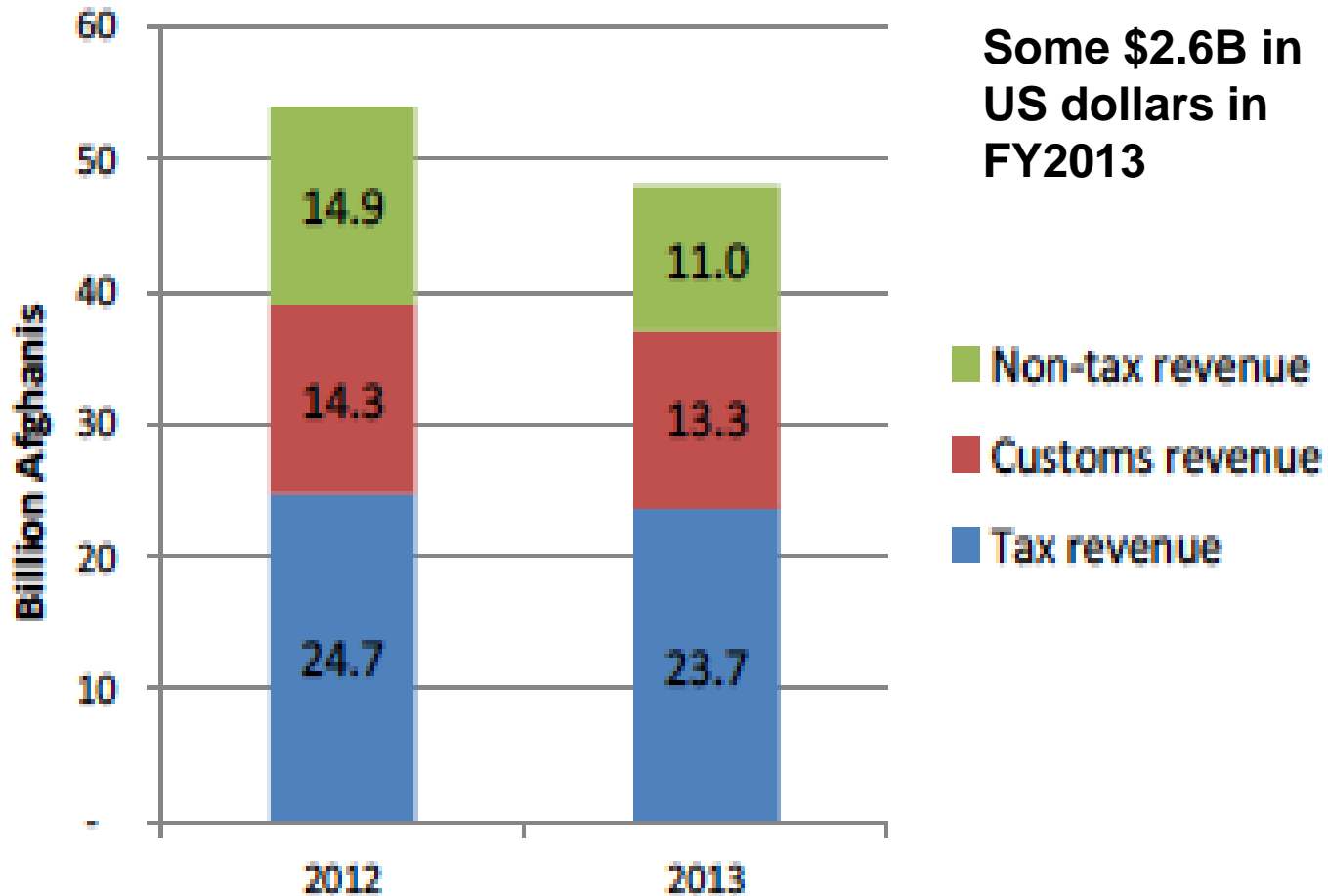


Only 10% of Afghan Budget is Self-Funded

- 64% is US aid
- 26% is from other donors
- 10% is Afghan funded



Revenues Went Down in 2013



Total revenue collected in each month in 2013 was less than collections in the same month of 2012.

Revenue-Military Spending Mismatch

Total revenue collected in 2013 = \$2.62 billion

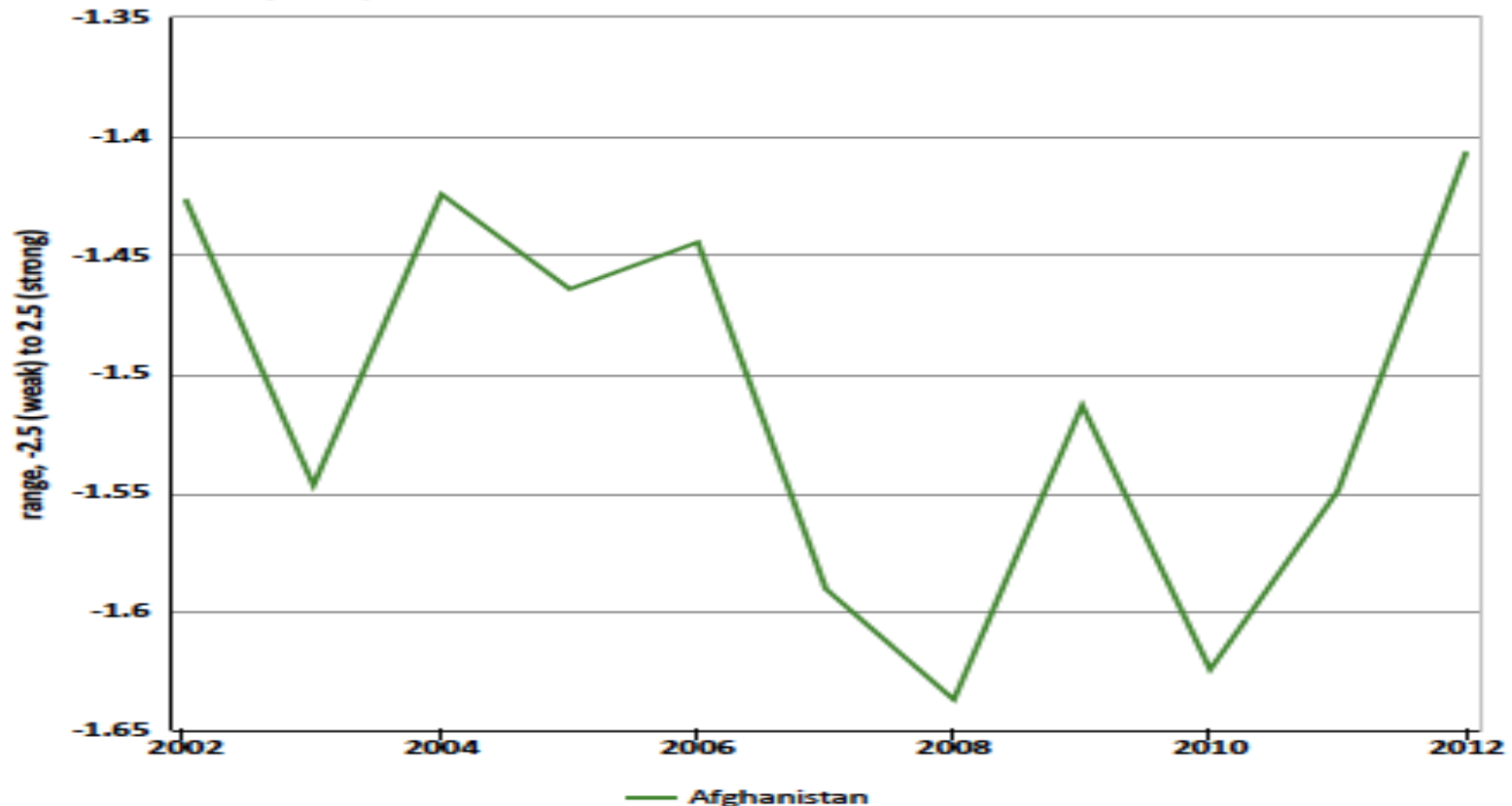
New Afghan		2012	2013	2014
GDP	Afs	1.01tr	1.1tr	
	US\$	19.9bn	21bn	
per capita	US\$	622	636	
Growth	%	10.21	3.10	
Inflation	%	4.45	6.11	
Def bdgt ²	Afs	106bn	152bn	
	US\$	2.08bn	2.9bn	
US\$1=Afs		50.92	52.57	

² Security expenditure. Includes expenditure on Ministry of Defence, Ministry of Interior, Ministry of Foreign Affairs, National Security Council and the General Directorate of National Security. Includes US DoD funds to Afghan Ministry of Defence & Ministry of Interior.

The Challenge of Corruption

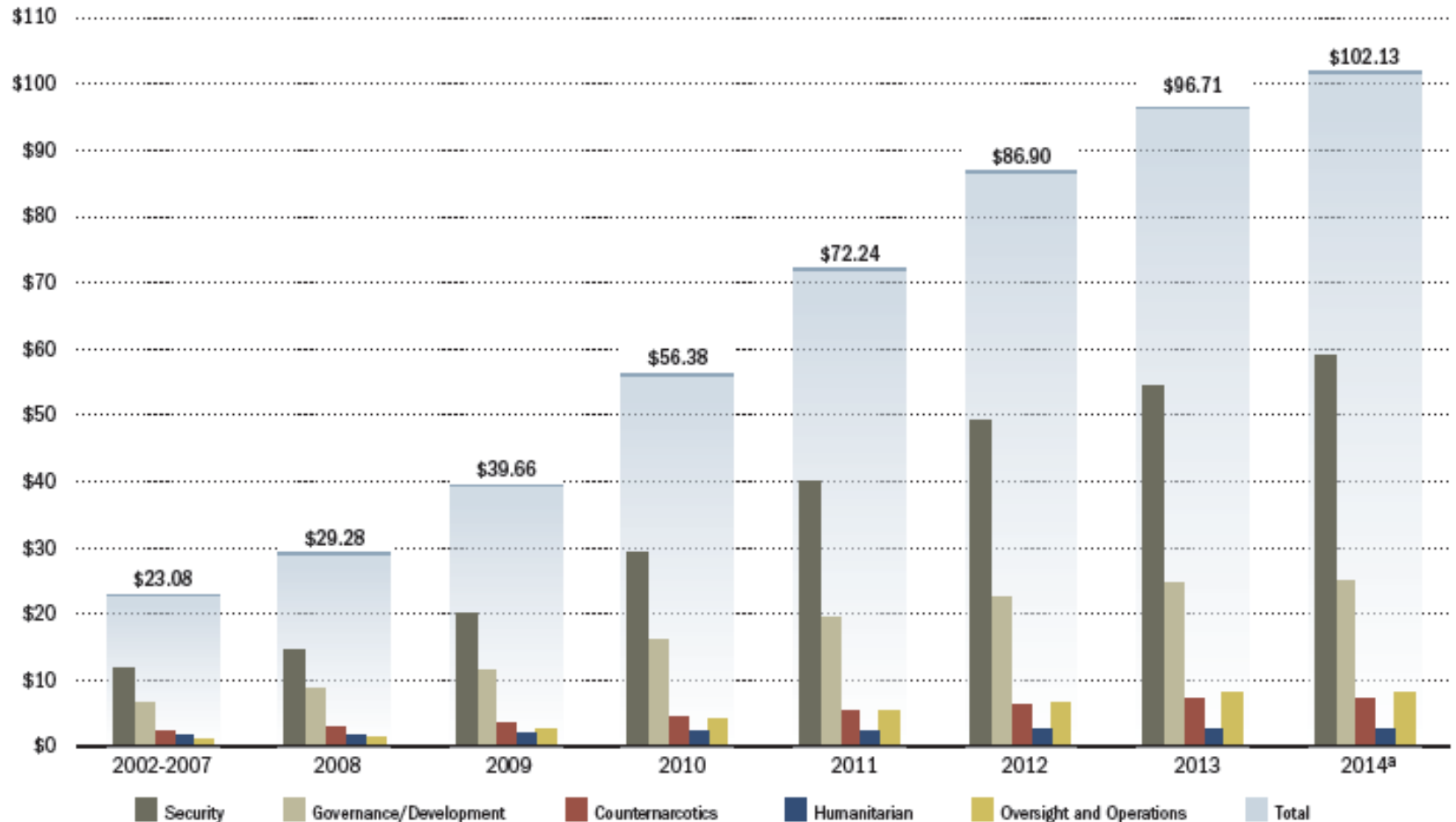
- **175th most corrupt country out of 177 ranked by Transparency International. Budget openness is minimal.**
- **Bad rating on World Bank’s “Control of corruption index” bad. Improvement is driven by aid donors.**

Control of Corruption, Estimate

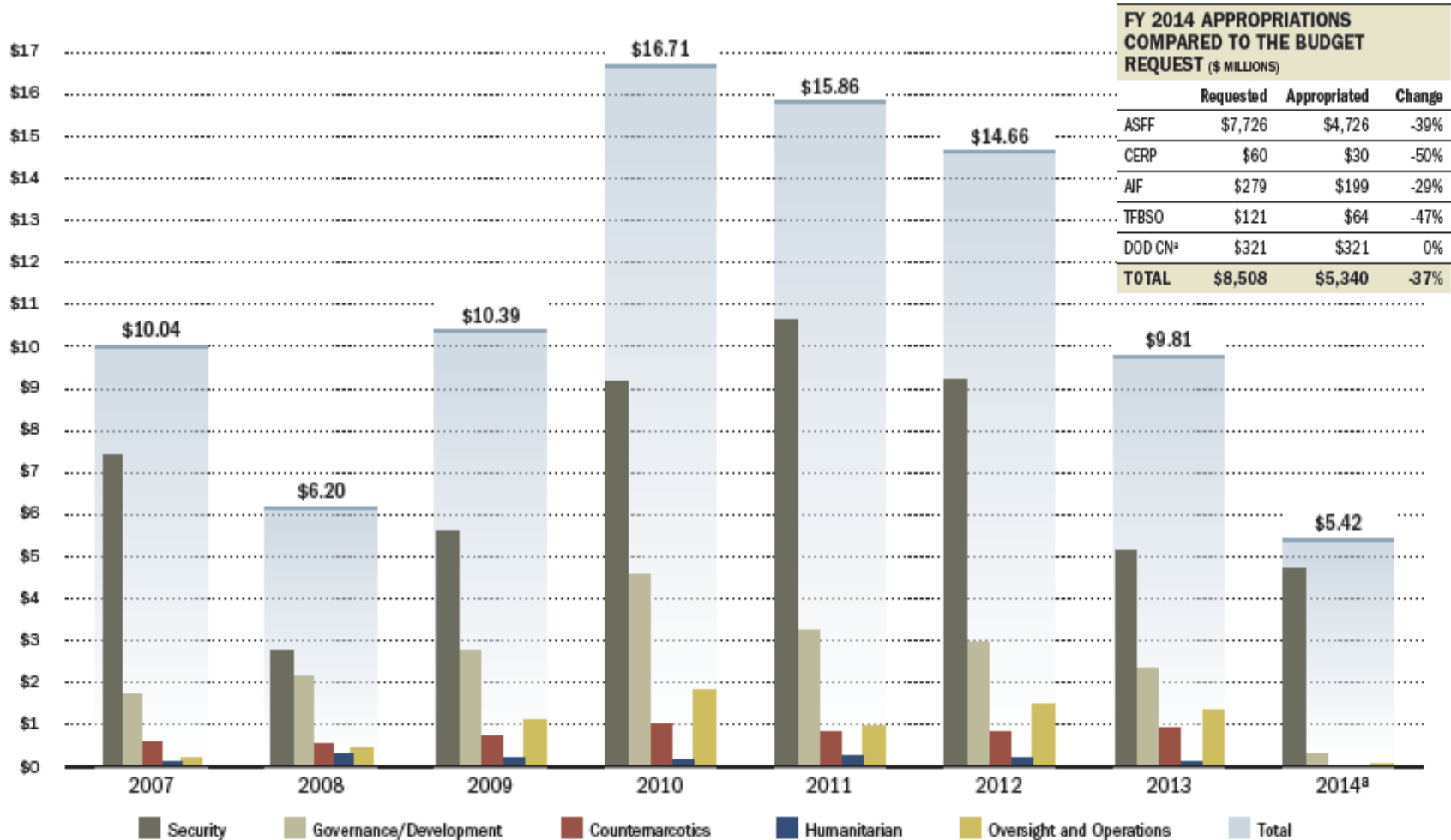


Massive Past Impact: \$102 billion in US Aid – Largely Security Aid – as of January 17, 2014

CUMULATIVE APPROPRIATIONS BY FUNDING CATEGORY, AS OF JANUARY 17, 2014 (\$ BILLIONS)

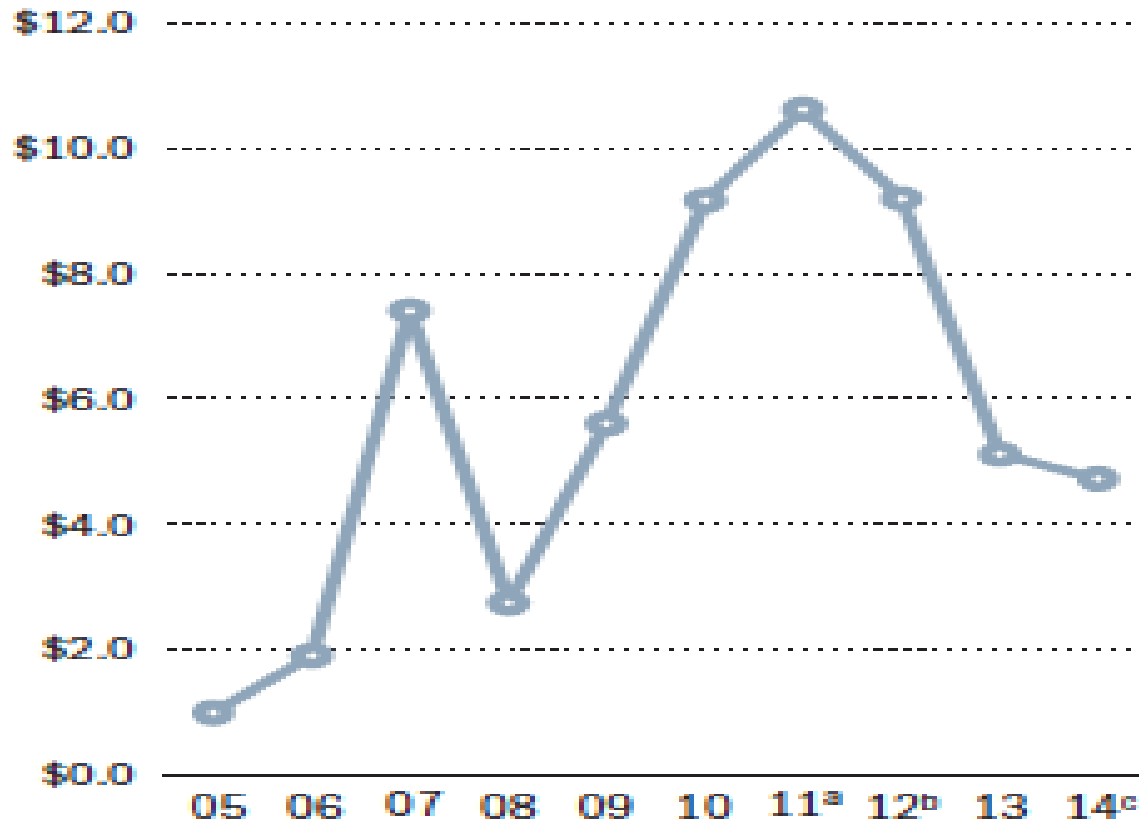


Ongoing Cuts in US Aid – \$14.7B in FY2012, \$9.81B in FY2013, \$5.42B in FY2014



Source: Special Inspector general for Afghan Reconstruction, Quarterly Report, January 30, 2014, <http://www.sigar.mil/pdf/quarterlyreports/2014Jan30QR.pdf>, p. 71.

Ongoing Cuts in US Aid to ANSF – No Clear Plan for FY2015 and Beyond



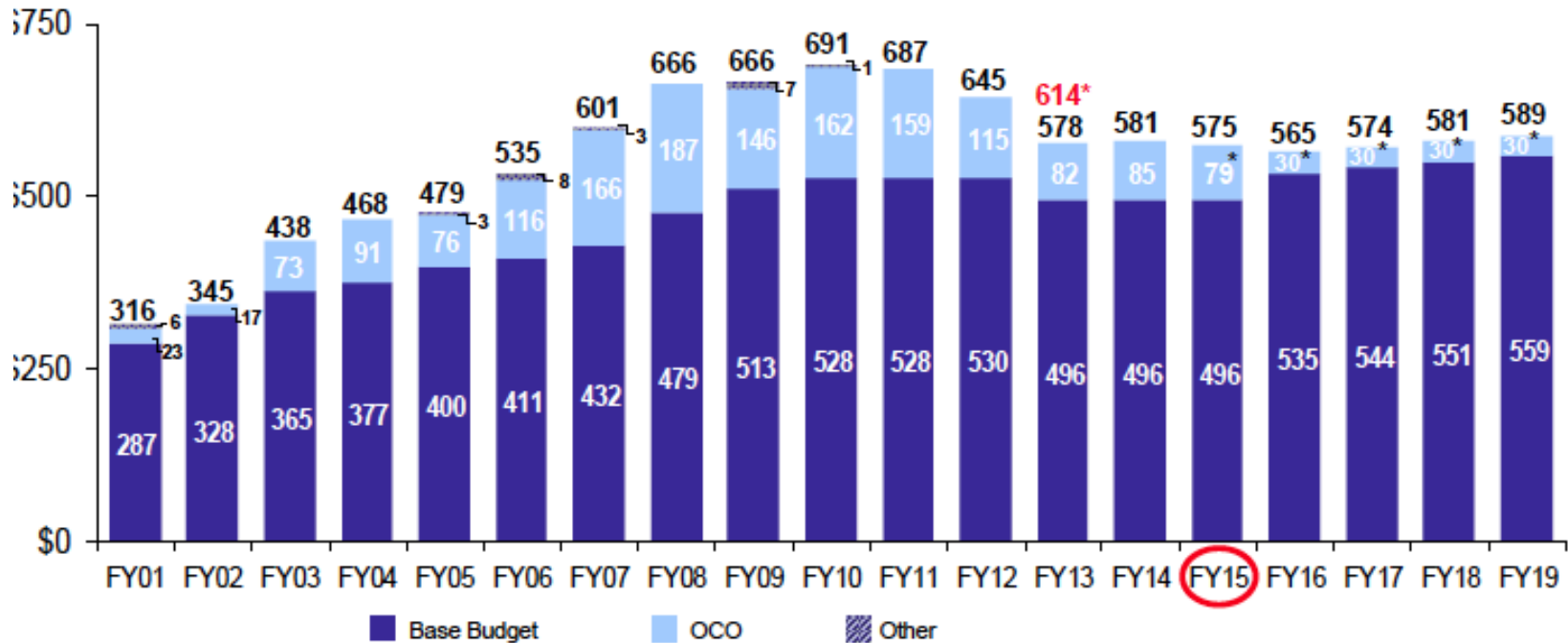
- The 2014 Consolidated Appropriations Act, 2014 appropriated nearly \$4.73 billion for the ASFF for FY 2014, increasing total cumulative funding to more than \$57.50 billion.

- As of December 31, 2013, more than \$47.88 billion of total ASFF funding had been obligated, of which nearly \$45.38 billion had been disbursed.

No US DoD Plan and Hollow Placeholder OCO Budget

(Current Dollars in Billions)

\$75B in FY2015 to \$30B in FY2016



* Reflects FY13 Enacted level excluding Sequestration
 * Placeholders only

**Focus Only On Base Budget For Remainder Of Briefing
 No FY 2015 OCO Budget Yet**

The Warfighting Challenge of Transition

Warfighting Challenges

Afghanistan is still very much a nation at war, and the Taliban and other insurgent have not been defeated.

Pages 28-31 show that ISAF has not provide any convincing metrics showing that the surge in Afghanistan has had any of the success of the fighting in Iraq, and it has virtually stopped reporting on the progress in the war.

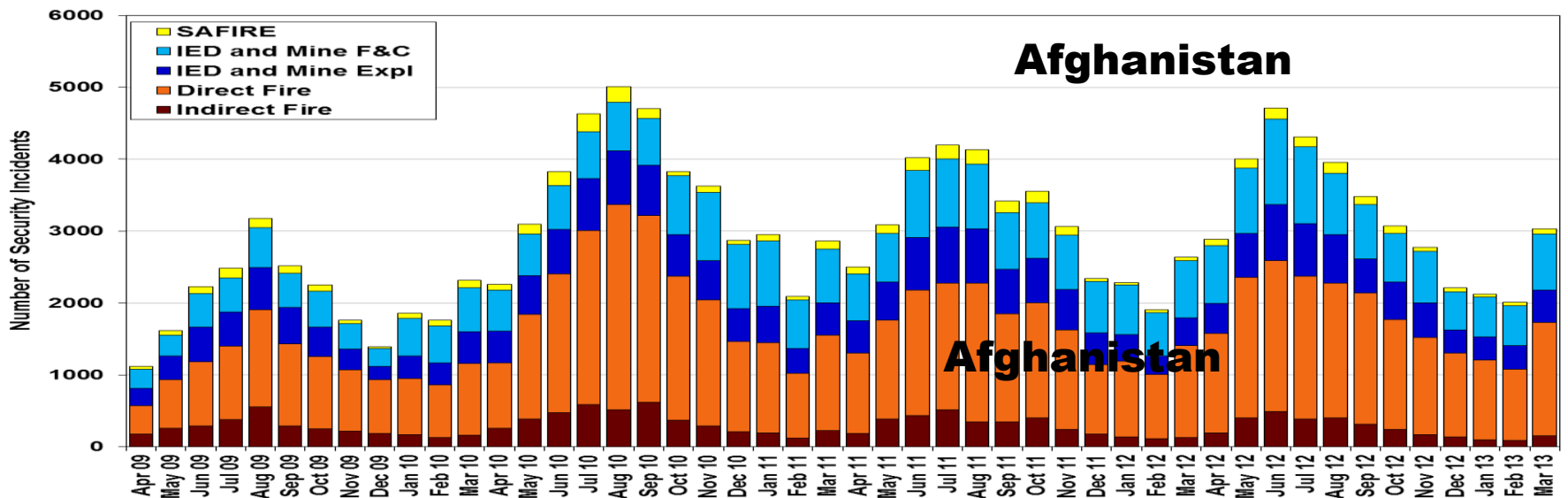
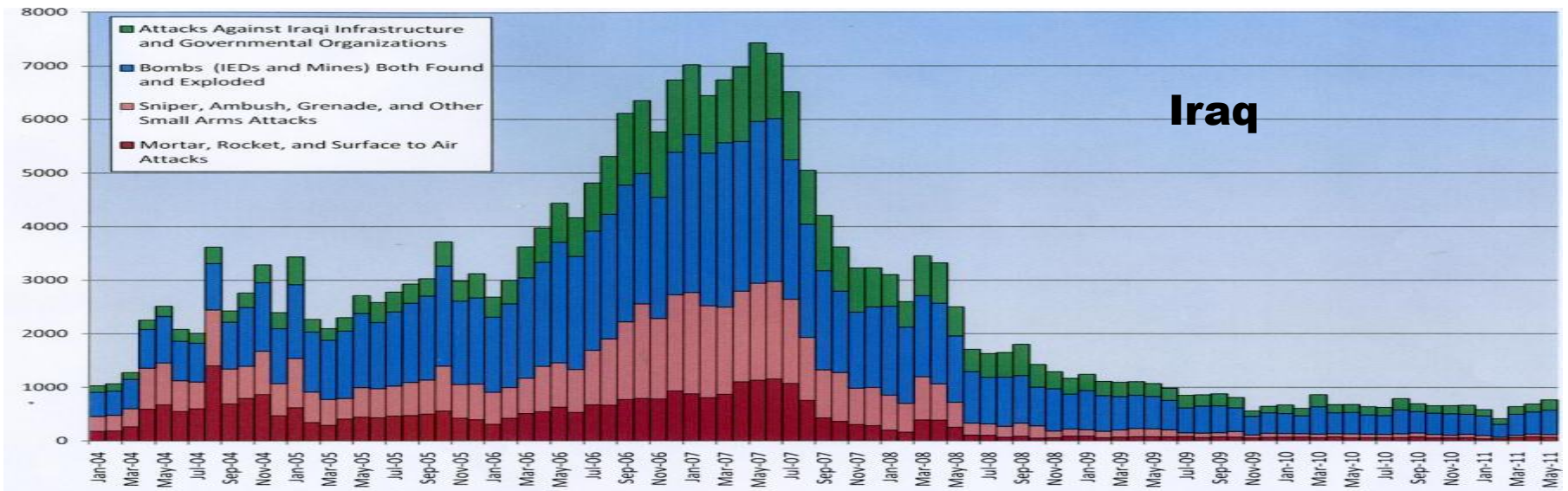
ISAF and the US government also have has never provide maps or other useful metrics that show area of Taliban political control or influence, or matching maps of the areas and district where the government lack effective governance and security activity. They gave focused on tactical encounters and never publically addressed the political-military realities of an insurgency and COIN campaign

Pages 32-33 show that Transition plans to date have been phased to reduced the strain on the ANSF, but every meaningful source -- including NATO/ISAF -- agree that the ANSF will face a major warfighting challenge during Transition, that the Afghan government major lose control of territory in the process, and that it could face serious defeats without major outside aid through at least 2016 and probably well beyond.

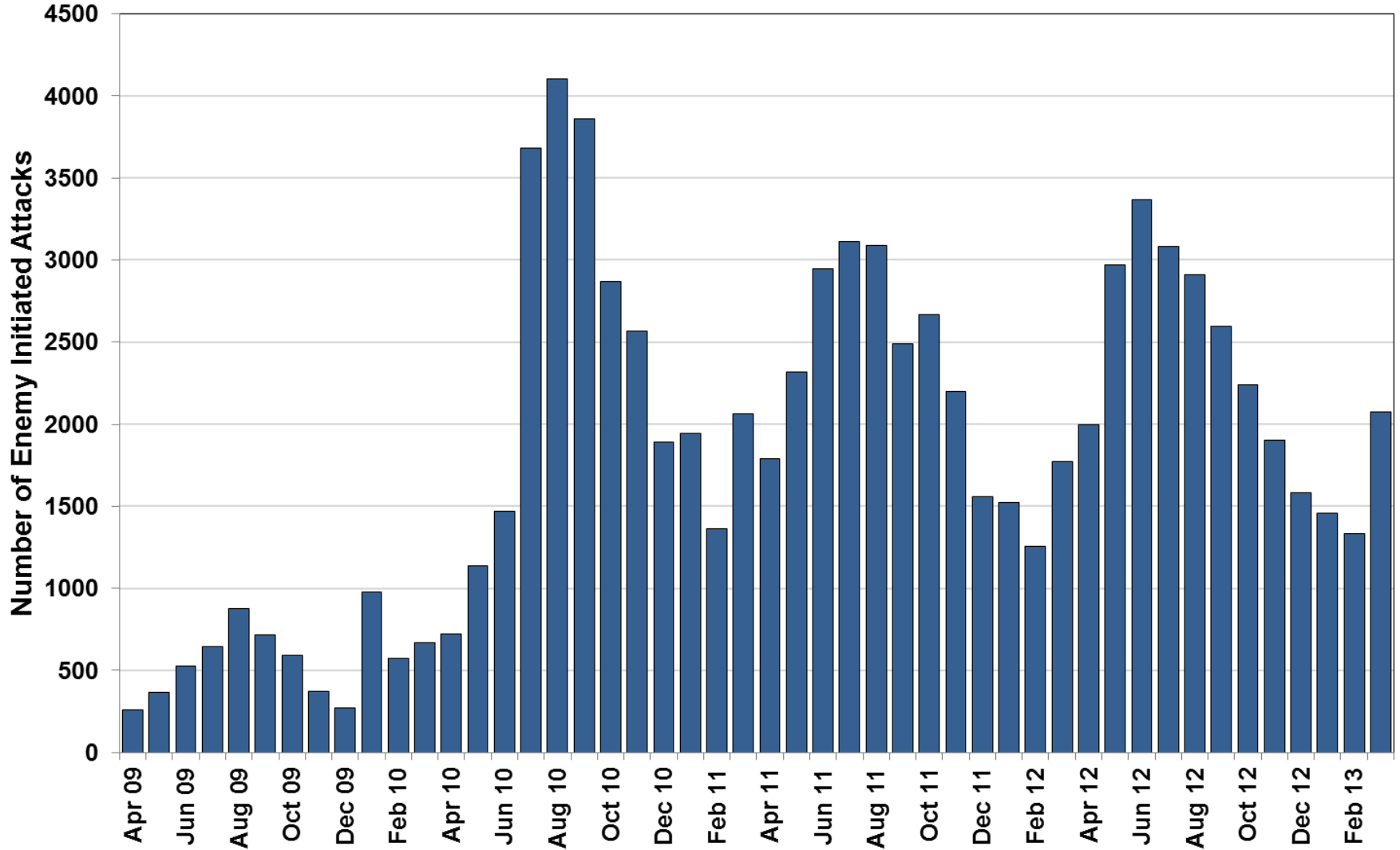
Key Warfighting Challenges

- **Acceptance that as long as Taliban and others have sanctuary in Pakistan, war will last as long as it lasts.**
- **End focus on tactical clashes, focus on political-military control and protection of key populated areas and LoCs.**
- **Responding to the changing threat in a Political-Military War.**
 - **Tests of 2015 campaign season: “Coming out of the sanctuary closet.”**
 - **Threat ability to choose time and place, intensity and persistence of operations.**
 - **New forms of high profile attacks, political-military structures at urban and district level, focus on ANSF, officials, advisors, and NGOs.**
 - **LOC and commercial threats.**
 - **New role of narcotics, power brokers, corruption in poorer economy**
- **Ensuring popular support of government and ANSF is critical. Deal with Security vs. hearts and minds dilemmas on Afghan terms.**

Failed Surge in Afghanistan vs. Surge in Iraq



Enemy-Initiated Attacks Recovered Before ISAF Ceased to Report



Shift from Tactical clashes to High Profile Attacks in 2012-2014

April 1 – September 15, 2012 vs. April 1 – Sept 15, 2013.

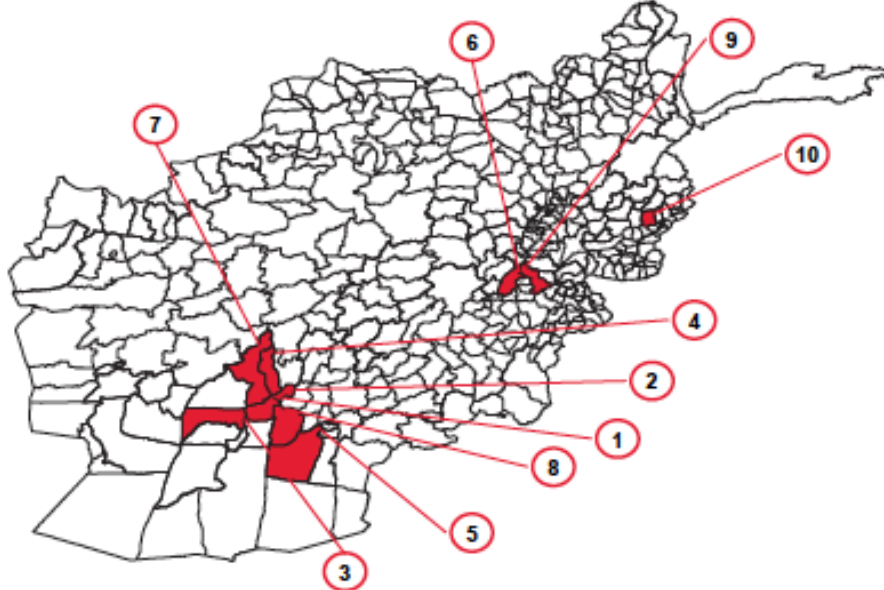
Metric	EIAs	HPA	Direct Fire	IED Events	IED/Mine Explosions	Complex/ Coordinated Attack	IDF
% YoY Change	-6%	1%	-1%	-22%	-5%	5%	-18%

October 1, 2012 – March 13, 2013 vs. October 1, 2013 – March 13, 2014.

Metric	EIA	HPA	Direct Fire	IED Events	IED/Mine Explosions	Complex/ Coordinated Attack	IDF
% YoY Change	-2%	43%	5%	-24%	-11%	-8%	-15%

Ten Most Violent Districts 1/4/13 to 9/15/13

Top 10 Districts (01 Apr 2013 to 15 Sep 2013)					
	Top 10 Districts in EIA	Province	RC	% of Total Population	% of National EIA in Date Range
1	Nahr-e Saraj	Helmand	RC-SW	0.4%	4%
2	Sangin	Helmand	RC-SW	0.2%	4%
3	Nad 'Ali	Helmand	RC-SW	0.3%	4%
4	Musa Qal'ah	Helmand	RC-SW	0.2%	4%
5	Panjwa'i	Kandahar	RC-S	0.3%	3%
6	Sayyidabad	Wardak	RC-E	0.4%	3%
7	Now Zad	Helmand	RC-SW	0.2%	2%
8	Maiwand	Kandahar	RC-S	0.2%	2%
9	Pul-e 'Alam	Logar	RC-E	0.4%	2%
10	Darah-ye Pech	Kunar	RC-E	0.2%	2%
Date range: 01 Apr 2013 to 15 Sep 2013			Total:	3.1%	31%

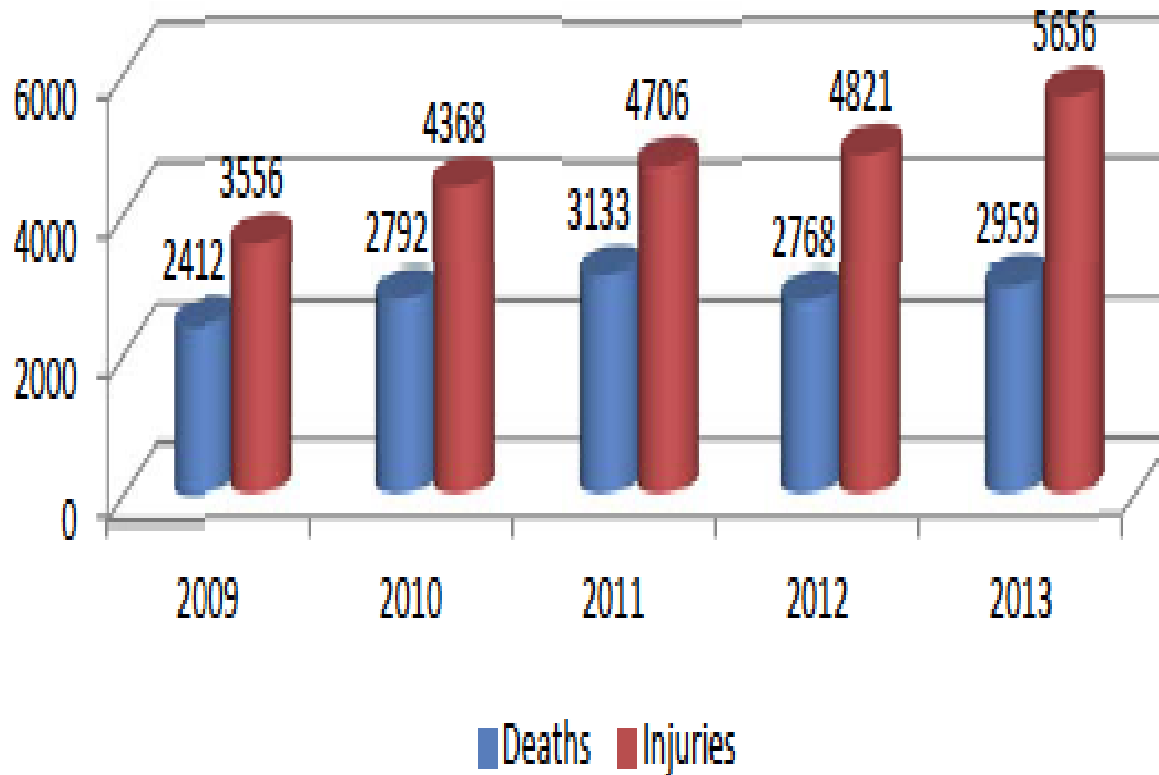


“But, This was irrelevant”

- Long war
- War for control of space and population, not tactical outcomes
- Taliban can pick and choose area and method of attack. Strike weakest link.
- Win if dominate people and/or allies and NGOs leave.
- Value of Pakistani sanctuary/ISI support
- Morale, public support, leadership critical.
- Peace negotiations

“Surge” Did Not Affect Rise in Civilian Killed and Wounded Through End 2013

UN Estimate of Civilian deaths and Injuries: January to December 2009-2013



UNAMA documented 8,615 civilian casualties (2,959 civilian deaths and 5,656 injured) in 2013, marking a seven per cent increase in deaths and a 17 per cent increase in injuries compared to 2012.

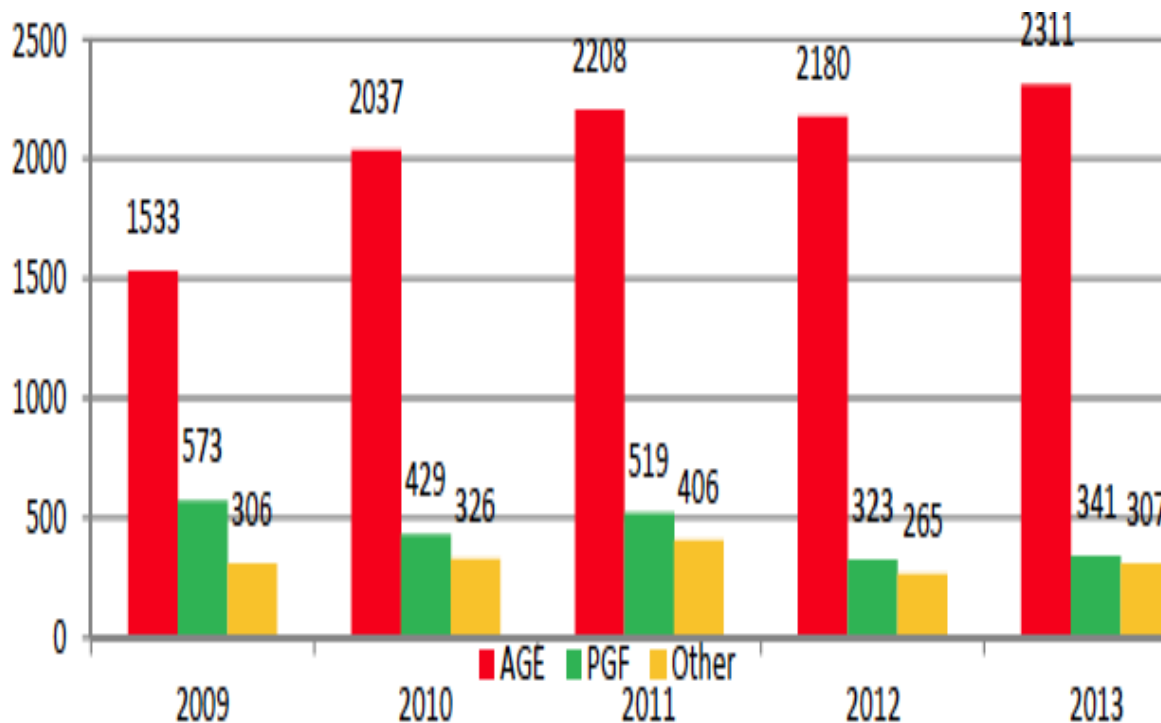
The rise in civilians killed and injured in Afghanistan’s armed conflict in 2013 reverses the decline reported in 2012 and is similar to record high numbers of civilian casualties documented in 2011. Since 2009, the armed conflict has claimed the lives of 14, 064 Afghan civilians and injured thousands more.

...while improvised explosive devices used by Anti-Government Elements¹ remained the biggest killer of civilians in 2013, increased ground engagements between Pro-Government Forces and Anti-Government Elements emerged as the number-two cause of civilian casualties with rising numbers of Afghan civilians killed and injured in cross-fire. Both factors drove the escalation of civilian casualties in 2013.

Source: UNAMA, CIVILIAN CASUALTIES IN AFGHAN CONFLICT RISE BY 14 PER CENT IN 2013, http://unama.unmissions.org/Portals/UNAMA/human%20rights/Feb_8_2014_PoC-report_2013-PR-ENG-Inf.pdf, February 8, 2014, pp. 1-2.

Taliban and Insurgent Killing Power Rising

UN Estimate of Civilian deaths by Parties to the Conflict: January to December 2009-2013



UNAMA's report found that Anti-Government Elements continued to deliberately target civilians across the country and carried out attacks without regard for civilian life, causing 6,374 civilian casualties (2,311 civilian deaths and 4,063 injured), up four per cent from 2012.

Indiscriminate use of IEDs by Anti-Government Elements increased in 2013 and remained the leading cause of civilian deaths and injuries. UNAMA recorded 2,890 civilian casualties (962 civilian deaths and 1,928 injured) from IEDs, up 14 per cent from 2012.

Within civilian casualties from IEDs, UNAMA noted an 84 per cent rise in civilian deaths and injuries from radio-controlled IEDs and a 39 per cent decrease in civilian casualties from indiscriminate victim-activated pressure-plate IEDs. Anti-Government Elements continued to detonate IEDs in public areas used by civilians such as roads, markets, Government offices, bazaars, in and around schools, and bus stations

Suicide and complex attacks caused 1,236 civilian casualties (255 killed and 981 injured) in 73 incidents in 2013. While the number of attacks was similar to 2012, an 18 per cent decrease in civilian casualties from

Source: UNAMA, CIVILIAN CASUALTIES IN AFGHAN CONFLICT RISE BY 14 PER CENT IN 2013, http://unama.unmissions.org/Portals/UNAMA/human%20rights/Feb_8_2014_PoC-report_2013-PR-ENG-final.pdf, February 8, 2014, pp. 1-2, 7

Taliban and Insurgent Tactics Become More Challenging

UNAMA's report documented 1,076 civilian casualties (743 deaths and 333 injured) from targeted killings by Anti-Government Elements who increasingly targeted and killed civilian Government officials and workers, community leaders, judicial authorities, tribal elders, election workers and persons supporting the peace process.

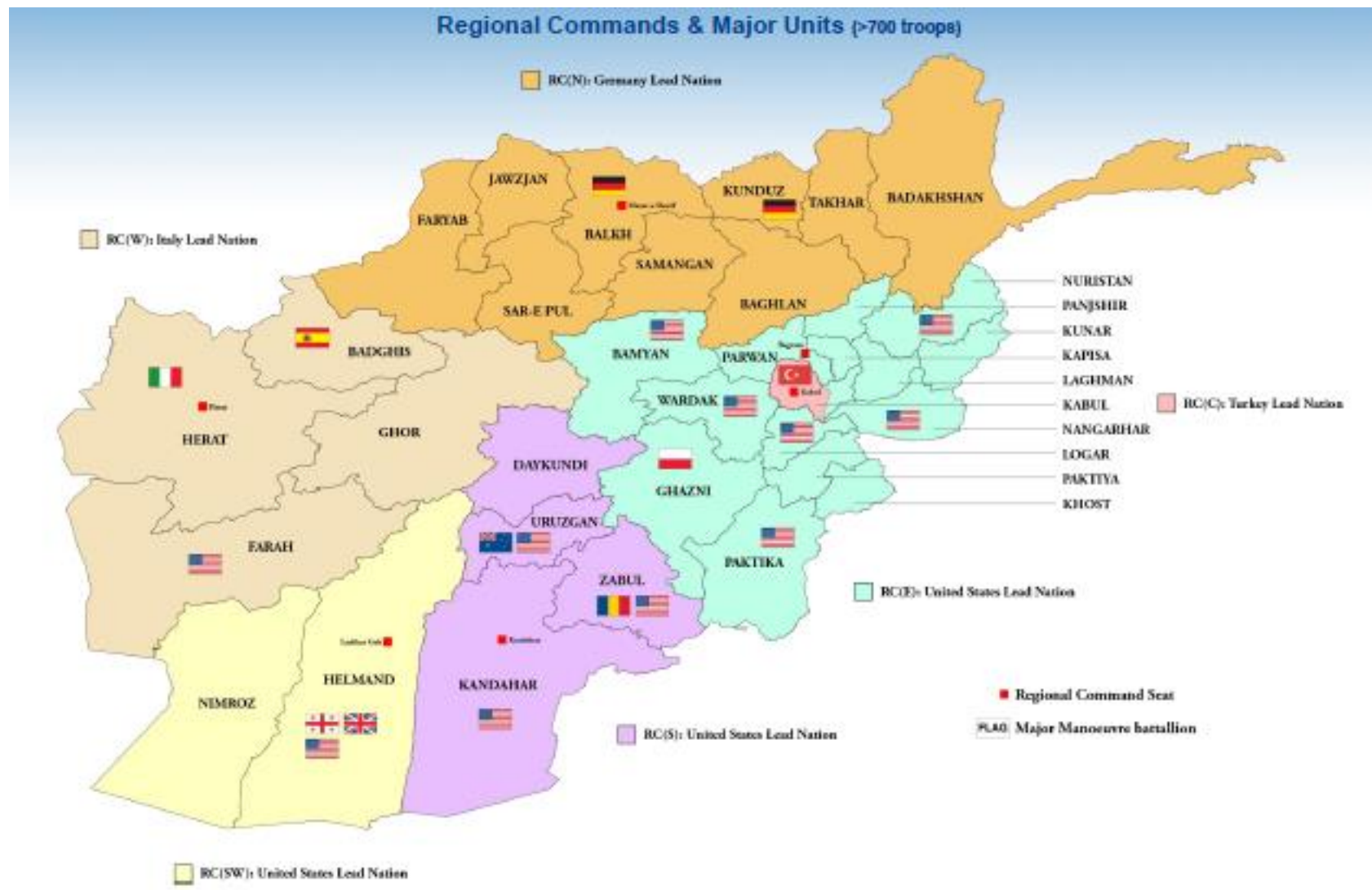
Targeted attacks by Anti-Government Elements against mullahs (religious leaders) they accused of supporting the Government and in mosques tripled in 2013.

Throughout 2013, UNAMA noted increased public messaging by the Taliban on civilian casualties. However, the situation on the ground for Afghan civilians did not improve. The Taliban increased their indiscriminate use of IEDs and continued to attack civilians.

The UNAMA report observed that the Taliban claimed responsibility for 153 attacks which caused 944 civilian casualties (302 civilians killed and 642 injured) in 2013, marking an increase of 292 per cent in such claims by the Taliban, and a 136 per cent increase in civilian casualties for which the Taliban claimed responsibility compared with 2012.

Most of these Taliban attacks used indiscriminate tactics such as IED detonations in public areas or directly targeted civilians or civilian objects, particularly civilian Government personnel and buildings

Transitioning Out: Who Had What Areas. Racing to the Exits in Real World Terms



Source: ISAF, http://www.nato.int/nato_static/assets/pictures/stock_2013/20130618_130618-afghan-transition-tranche5-bg.jpg April 11, 2014

The Challenge in Shifting from ISAF to the ANSF

Challenges in Shifting from ISAF to the ANSF

The development of the ANSF has been rushed forward to meet a deadline of the end of 2014 for removing outside combat forces with less and less emphasis on the actual progress in the ANSF and “conditions based” criteria shaped by the outcome of the fighting and the potential post-transition strength of the Taliban and other insurgents.

ISAF and NTM-A have made it repeatedly clear that the transfer of responsibility for security is a formal one, and that the ANSF will need substantial outside assistance through at least 2016. The key challenges involved are summarized in **Page 37**.

The development of the ANSF presents much broader problems, however, in that **Pages 38 and 39** show more than 40% half of the force consists of police with little real paramilitary, much less intense warfighting capability. There have also been discussions of major cuts in the force – down to levels approaching 250,000 men for fiscal reasons before the ANSF had had to deal with the insurgent threat on its own for even one campaign season.

Moreover, even the Army is relatively lightly equipped and its real world mobility and maneuver capability away from fixed based and support facilities is limited. (Page 39.)

These has, however, been real progress in shifting the burden of the fighting to³⁷

The ANSF's growing casualties, however, are not a measure of military merit. **(Page 41).**

The data on the ANA and ANP led operations also do not explain what kind of operations are involved, or indicate that most forces are aggressive, actively patrol, and can conduct serious offensives against insurgents. **(Page 44.)**

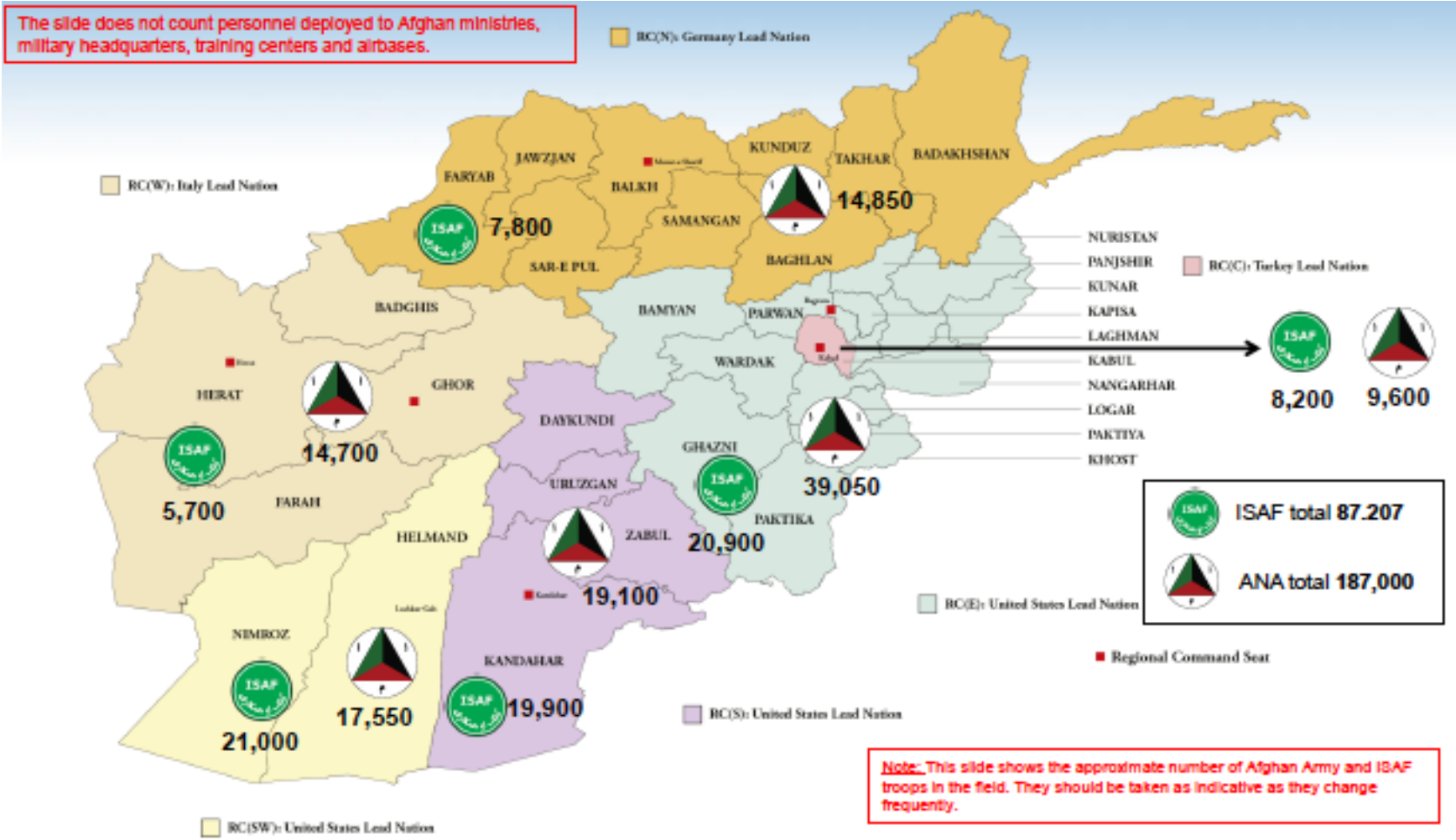
There are, however, some polling data that show Afghan forces are winning increase support and confidence from the Afghan people. **(Page 45.)**

.

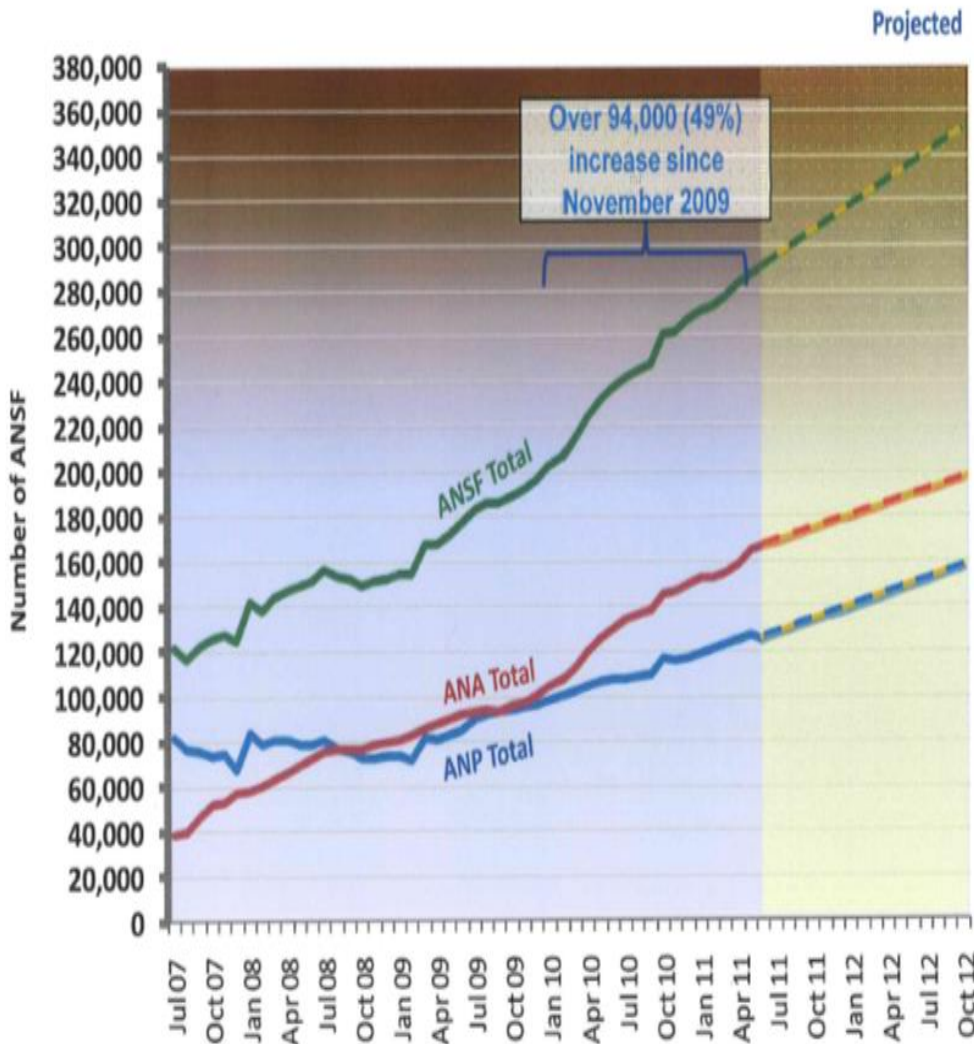
Key Force-wide Challenges

- **Responding to the changing threat in a Political-Military War.**
- **Transitioning from “their way” to “our way:” new chain of command, supply and sustainment, role of NCOs, O&M, etc.**
- **New Top Down Leadership: New President, Mol, MoD to District level.**
- **Evolution of effective overall command structure.**
- **Funding and management of resource; effective flow of money.**
- **Redefining force structure and force plans.**
- **Reshaping C3I/BM, IS&R, ensuring force cohesion and responsiveness**
- **Role of ANA vs. ANP and ALP, rule of law**
- **Promotion, enlistment**
- **Leave and recovery. AWOL and attrition.**
- **National, regional, ethnic, and sectarian politicization.**
- **Training cycle: Shifting from “force generation” to “force effectiveness.”**
- **Reshaping role of US and other “partners,” advisors, “enablers.”**

Transitioning : ANSF vs. ISAF – August 1, 2013 – and Still No Agreed Plans for Future US, German, and Italian role



Only Half of ANSF is a Fighting Force



Force Element	Manpower Goal End 2012	% of Total
MOD	NA	NA
ANA	172,055	49%
AAF	7,639	2%
Subtotal	195,000	51%
MOI	NA	NA
ANCOP	14,451?	4%
AUP	110,279	31%
ABP	23,090	7%
Subtotal	157,000	45%
CNPA	2,986?	0.8%
ALP- Militias	30,000-40,000	NA
APPF	11,000-23,000	NA

Regular Forces Pose Manpower Challenges for Transition

ANSF Component	Current Target	Status as of 12/2013	Difference Between Current Strength and Target End-Strength Goals
Afghan National Army	187,000 personnel by 12/2012	178,816	-8,184
Afghan National Police	157,000 personnel by 2/2013	149,466	-7,534
Afghan Air Force	8,000 personnel by 12/2014	6,570	-1,430
ANSF Total	352,000	334,852	-17,148

Sources: DOD, "Report on Progress Toward Security and Stability in Afghanistan," 12/2012, p. 56; CSICA, response to SIGAR data call, 12/30/2013; CENTCOM, response to SIGAR vetting, 1/15/2014.

Core Force Structure Very Light, Few Enablers

Afghan National Army (ANA) 179,000

5 regional cmd.

FORCES BY ROLE

SPECIAL FORCES

1 spec ops div (1 SF gp; 2 cdo bde (total: 5 cdo bn))

MANOEUVRE

Mechanised

2 mech bde HQ

5 mech inf bn (2 more forming)

Light

1 (201st) corps (1 cdo bn, 2 inf bde, 1 mech bde, 1

EOD

coy)

3 (207th, 209th & 215th) corps (1 cdo bn, 3 inf bde, 1

1

EOD coy)

2 (203rd & 205th) corps (1 cdo bn, 4 inf bde, 1 EOD

coy)

1 (111st Capital) div (2 inf bde)

COMBAT SUPPORT

1 int bn

1 sigs bn

EQUIPMENT BY TYPE

APC 673

APC (T) 173 M113A2†

APC (W) 500 M107 V (inc variants)

ARTY 214

TOWED 109: **122mm** 85 D-30†; **155mm** 24

M114A1†

MOR **82mm** 105 M-69†

MSL • SSM SS-1 *Scud*†

MW Bozena

Afghan Air Force (AAF) 6,800

EQUIPMENT BY TYPE

AIRCRAFT

TPT 37: **Medium** 2 C-130H *Hercules*; **Light** 35: 6

Cessna

182; 26 Cessna 208B; 3 PC-12

TRG 2 L-39 *Albatros*†

HELICOPTERS

ATK 11 Mi-35

MRH 46+: 6 MD-530F; 40+ Mi-17

Paramilitary 152,350

Afghan National Police 152,350

Under control of Interior Ministry. Includes 85,000

Afghan Uniformed Police (AUP), 15,000 Afghan

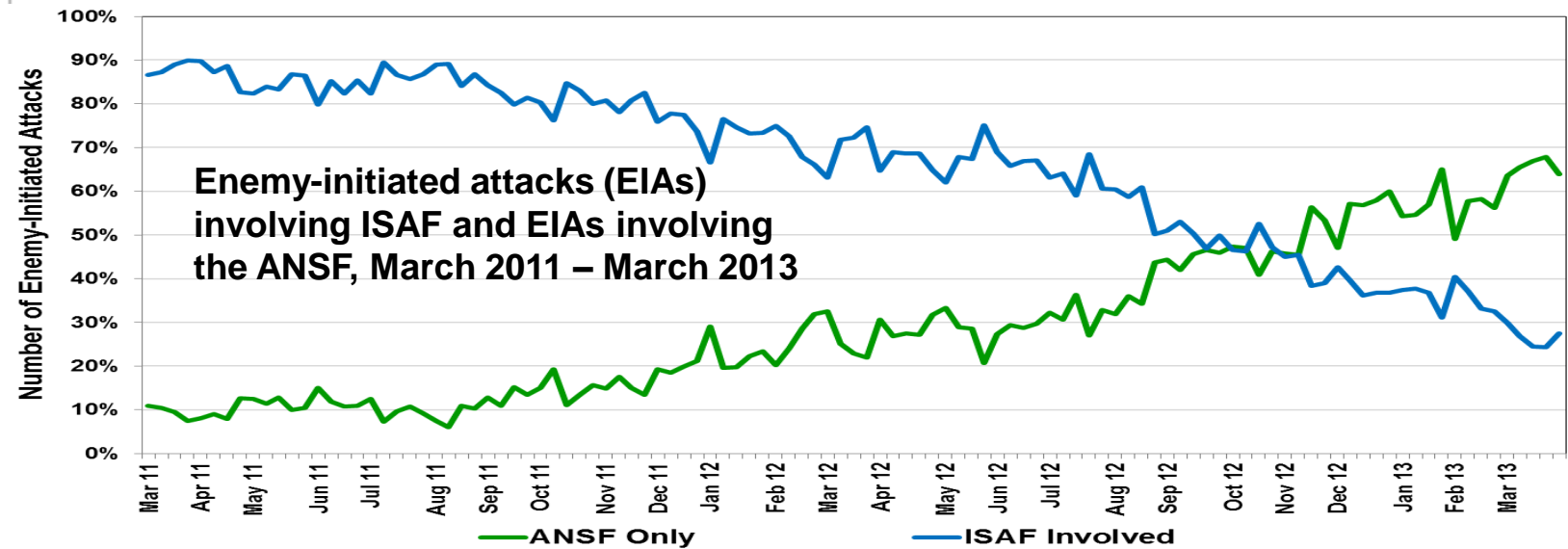
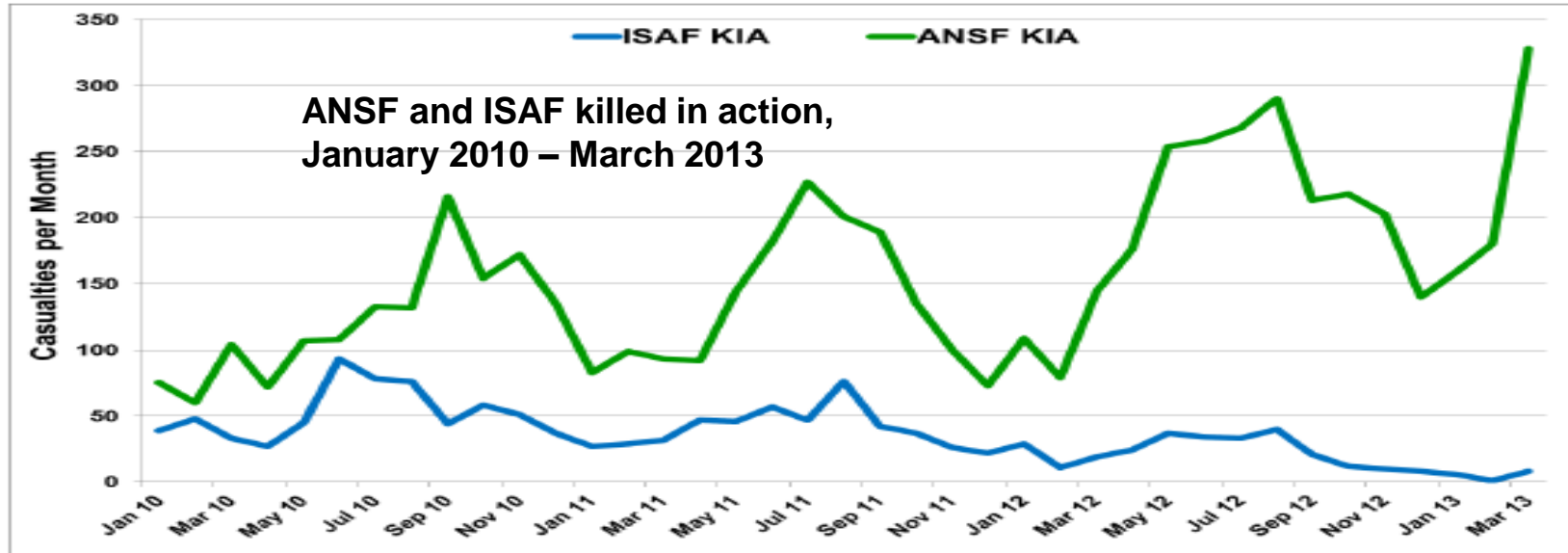
National Civil Order Police (ANCOP), 23,000

Afghan

Border Police (ABP), Police Specialist

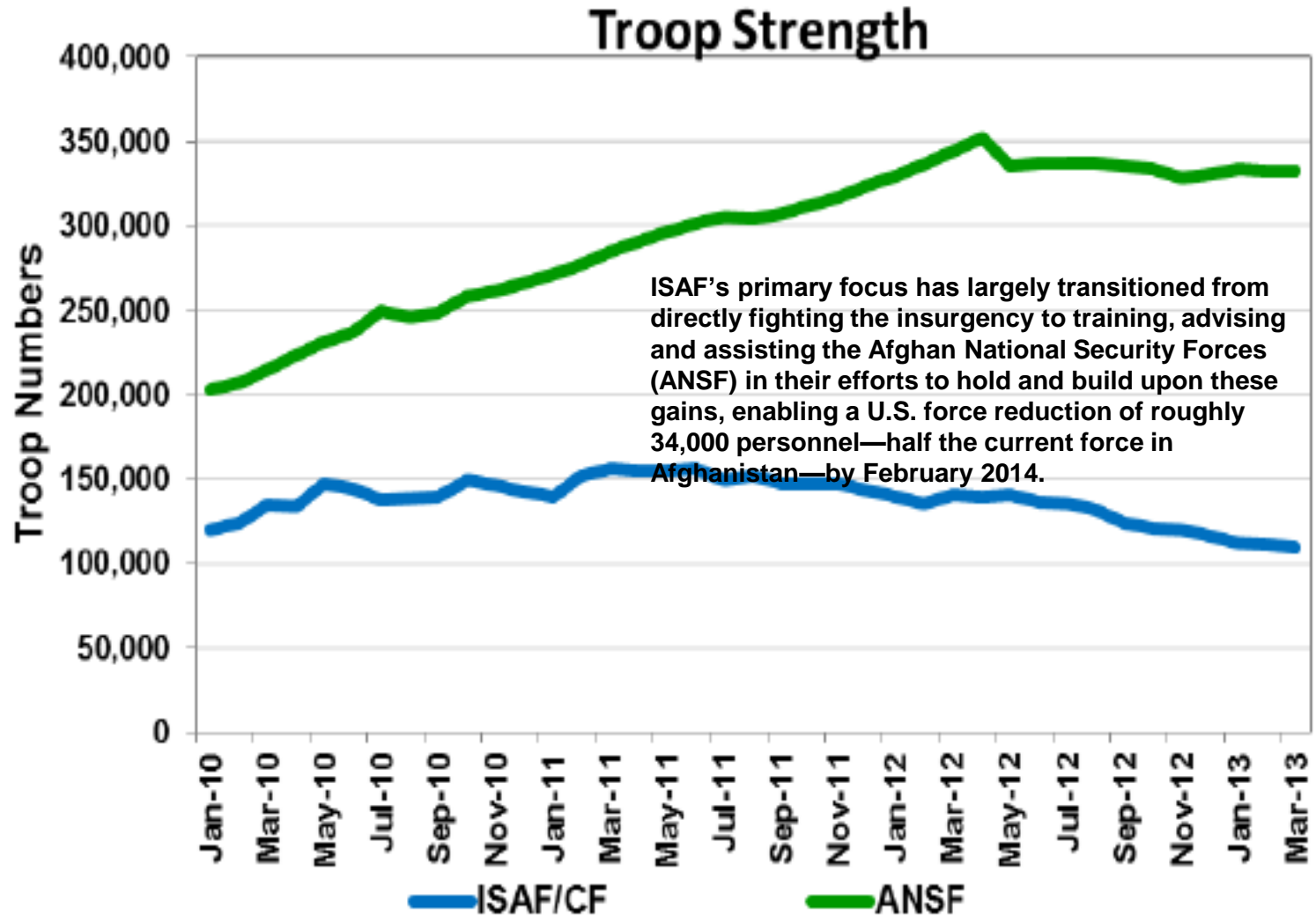
The Burden of Fighting and Casualties Has Shifted to the ANSF

(But High Casualties are not a Measure of Merit)

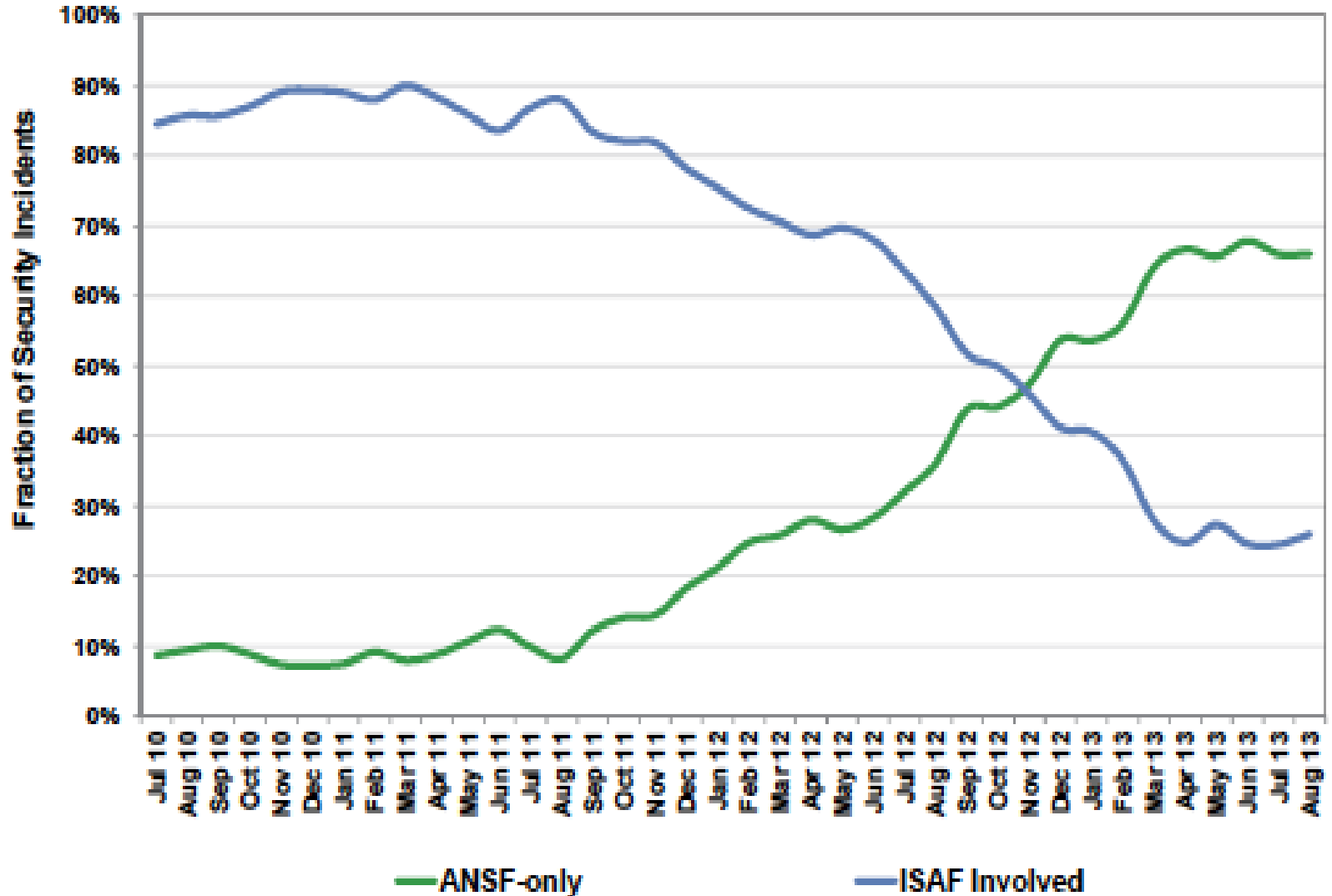


Source: Department of Defense, Report on Progress Toward Security and Stability in Afghanistan, July 2013, pp. 10-11.

ANSF Goes Up as US/ISAF Goes Down: Jan 2010-March 2013



Shift in Roles in Security Incidents



Shifting Overall Pattern of Partnership

Operational Category	Apr-13	May-13	Jun-13	Jul-13	Aug-13	Sep-13
ISAF Unilateral Military Ops	2,345	2,494	2,632	2,192	1,303	1,458
ISAF Unilateral Police Ops	0	0	0	0	0	0
ISAF Led Unilateral Ops (Total)	2,345	2,494	2,632	2,192	1,303	1,458
ANA Unilateral	13,492	23,601	16,798	13,059	23,432	28,006
ANP Unilateral	16,391	25,025	22,275	18,440	25,565	20,496
ANSF Led Unilateral (Total)	29,883	48,626	39,073	31,499	48,997	48,502
ISAF Led Combined (ANA)	394	198	254	232	177	75
ISAF Led Combined (ANP)	0	0	0	0	0	0
ISAF Led Combined/Enabled Ops (Total)	394	198	254	232	177	75
ANA Led Combined	624	565	641	591	248	189
ANA Led Enabled	382	226	245	340	279	274
ANA Led Combined/Enabled Ops (Total)	1,006	791	886	931	527	463
ANP Led Combined	0	0	0	0	0	0
ANP Led Enabled	427	442	384	272	251	67
ANP Led Combined/Enabled Ops (Total)	427	442	384	272	251	67
ANSF Led Combined/Enabled Ops (Total)	1,433	1,233	1,270	1,203	778	530
Total Ops	34,055	52,551	43,229	35,126	51,255	50,565
Total ISAF Led Ops	2,739	2,692	2,886	2,424	1,480	1,533
Total ANSF Led Ops	31,316	49,859	40,343	32,702	49,775	49,032
% of Total Ops that are ISAF Led	8%	5%	7%	7%	3%	3%
% of Total Ops that are ANSF Led	92%	95%	93%	93%	97%	97%
	Apr-13	May-13	Jun-13	Jul-13	Aug-13	Sep-13

UN Warnings About ANSF Abuses

With Afghan national security forces leading military operations country wide, UNAMA reinforced the need for improved implementation of directives and rules of engagement mandating civilian protection, and for permanent structures in the Ministries of Defence and Interior to investigate reports of civilian casualties by Afghan forces, initiate remedial measures and take follow-up action. UNAMA's report also called on the Government of Afghanistan to investigate any allegations of human rights violations by Afghan forces as required under Afghan and international law.

Despite reports of improved security due to the presence of Afghan Local Police (ALP), from many communities across Afghanistan, UNAMA recorded 121 civilian casualties (32 civilian deaths and 89 injured) by ALP, almost tripling civilian casualties attributed to ALP from 2012.

Most of these involved ALP members in certain areas committing summary executions and punishments, intimidation, harassment and illegal searches.

The ALP Directorate in the Ministry of Interior reported it investigated more than 100 cases against ALP members in 2013, referring 59 cases to military prosecutors. Despite these encouraging steps, information on any prosecutions, convictions, suspensions or other action taken was not available. UNAMA called for increased efforts to provide accountability for violations by Afghan Local Police.

The UNAMA 2013 report recorded 39 incidents of human rights abuses including killings carried out by Pro-Government armed groups resulting in 55 civilian casualties (18 civilian deaths and 37 injured). The majority of incidents occurred in areas where armed groups held considerable power and influence, including in Uruzgan, Kunduz, Faryab, Baghlan and Jawzjan provinces.

The report urged the Afghan Government to speed up efforts to disband and disarm such groups

State Department Warnings About ANSF and Afghan Government Abuses - I

The most significant human rights problems were torture and abuse of detainees; increased targeted violence and endemic societal discrimination against women and girls; widespread violence, including armed insurgent groups' killings of persons affiliated with the government and indiscriminate attacks on civilians; and pervasive official corruption.

Other human rights problems included extrajudicial killings by security forces; poor prison conditions; ineffective government investigations of abuses and torture by local security forces; arbitrary arrest and detention, including of women accused of so-called moral crimes; prolonged pretrial detention; judicial corruption and ineffectiveness...

There were several credible reports that the government or its agents committed arbitrary or unlawful killings. For example, the UN Assistance Mission in Afghanistan (UNAMA) reported that in January an Afghan Local Police (ALP) commander and several ALP members broke into a home in the Chardara District of Kunduz Province and killed a 65-year-old man and two women before stealing valuables from the home and fleeing. NGOs, UNAMA, and media reports continued to allege that Kandahar provincial chief of police Abdul Raziq facilitated extrajudicial killings.

there were widespread reports that government officials, security forces, detention center authorities, and police committed abuses. NGOs reported that security forces continued to use excessive force, including torturing and beating civilians.

NGOs, UNAMA, and media reports continued to allege that Kandahar provincial chief of police Abdul Raziq facilitated the torture of detainees. UNAMA reported systematic torture at several ANP detention facilities and one Afghan Border Police Station in Kandahar Province. The Afghanistan Independent Human Rights Commission (AIHRC) found multiple individuals detained by the ANP in

State Department Warnings About ANSF and Afghan Government Abuses - II

Kandahar who claimed mistreatment and torture while in ANP custody. Detainees reportedly were tortured at official and unofficial locations, including ANP check posts, ANP headquarters, and other ANP facilities in Kandahar. Methods of torture included beatings with fists and electric cables; kicking; choking; electric shock; and squeezing of testicles.

UNAMA reported that it found “sufficiently reliable and credible” incidents of torture at 10 National Directorate of Security (NDS) facilities as well as at 15 ANP facilities. For example, UNAMA reported systematic torture at the NDS detention facility in Kandahar Province and NDS Department 124 (counterterrorism) in Kabul. A government delegation assigned to investigate the claims made by UNAMA in its January report also found that officials tortured detainees at NDS Department 124, including with electric shocks, beatings, and threats of sexual violence. During its monitoring visits, the International Security Assistance Force (ISAF) also continued to find instances of torture and abuse of detainees who were held at NDS Department 124.

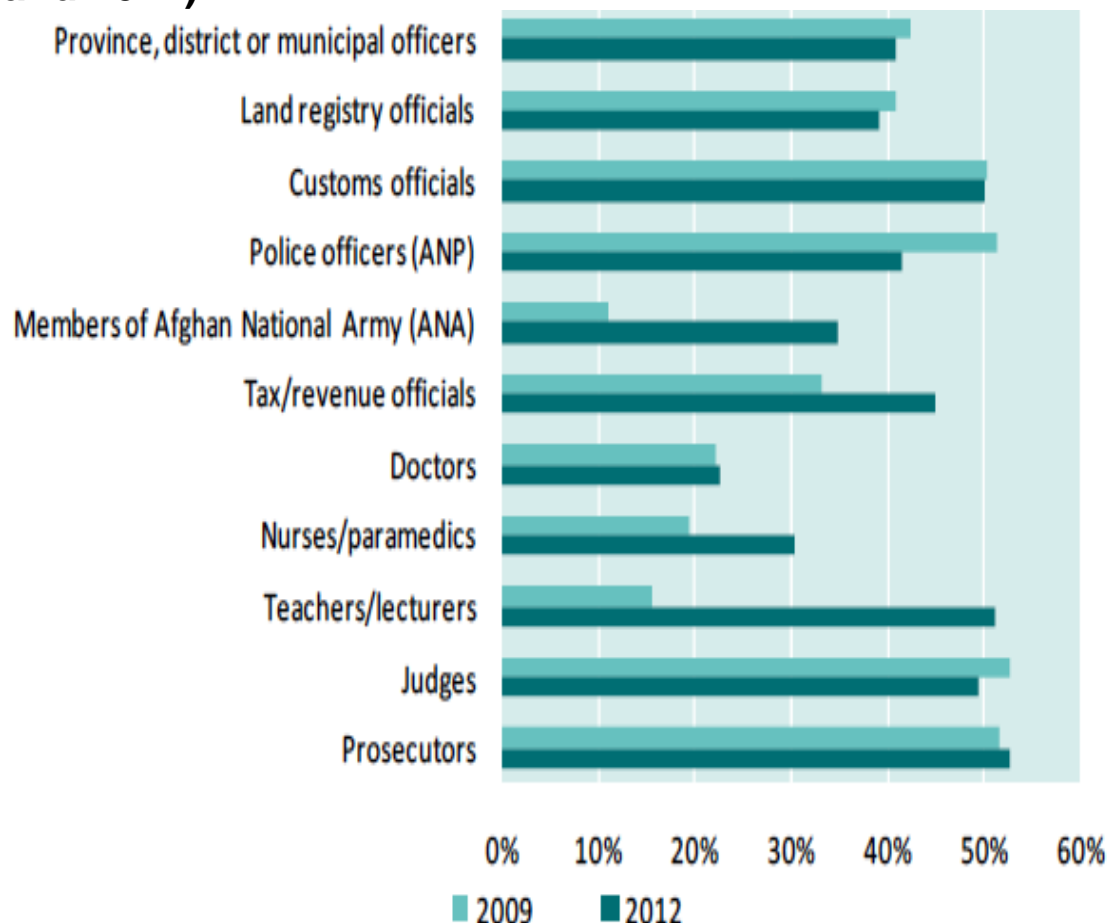
UNAMA also found instances of torture or other mistreatment of detainees held in Afghan National Army (ANA) and ALP custody prior to transfer to the NDS or ANP. Similarly, the government found that 48 percent of detainees interviewed for its investigation (284) had been tortured.

.... Nevertheless, human rights problems persisted, and observers criticized the inadequate preparation and lack of sensitivity of local security forces. Human rights institutions expressed concerns about the limited oversight and accountability that existed for security institutions, especially the ALP, although the Ministry of Interior took some measures at the end of the year to increase accountability of the ALP. For example, the Ministry of Interior

worked with the ICRC to increase human rights training for ALP recruits.

Who Takes Bribes: The ANA Got Worse

Prevalence of bribery, by public official receiving the bribe, Afghanistan (2009 and 2012)



Source: General population survey 2009 and general population survey 2012

The likelihood of bribes being paid to a particular type of public official depends on how frequently citizens interact with them.

But since different types of official have different types of exposure to citizens, it is important to estimate the probability of a certain type of official receiving a bribe when he or she is contacted, independently from the frequency of interaction. This is measured by means of the prevalence of bribery in relation to each type of public official.

According to this indicator, four types of official (prosecutors, teachers, judges and customs officials) are the most likely to receive bribes when dealing with citizens.

While there has been little change in prevalence rates since 2009 in relation to prosecutors, judges and customs officials, the vulnerability to bribery of teachers has increased dramatically in the past three years.

Other officials particularly vulnerable to bribery in Afghanistan are tax/revenue officials and police officers, while there has also been a notable increase in the vulnerability of members of the Afghan National Army

The Challenge of Transitioning with No Approved Plan

Layered Defense and “Four Corner” Support?

Transitioning Without An Approved Plan

The ANSF has no approved Transition plan and the US have not made any public decisions about the level of future manning and support that it will provide. The US has generated countless possible options from a “zero option” to some 13,500 military and other personnel, but has never described their cost, a clear aid plan, what the personnel would do, and what future role it would play in COIN or enabling.

The President and NSC have failed to provide any meaningful leadership and the Afghan government is incapable of such planning and cannot execute a plan without knowing the level of aid it will receive. No one follows where no one leads, so little is left that time itself is reaching the crisis point, and the failure of clear US leadership may ultimately provide to be as much of a threat as the insurgency.

ISAF has, however, developed a concept of layered defense that would tie together all of the elements of the ANSF to protect key populated areas and key lines of communication (LOCs). The basic data involved are uncertain, but are shown in broad terms in **Pages 48 to 52**, along with the ISAF commander’s assessment of the key challenges involved, and the minimal level of advisory support that would be needed.

The is no public indication of how forces would be layered and deployed for such operations, or of the areas the ANSF might have to give up to execute

There are maps that provide a rough illustration of the nature and scale of the challenges involved. These maps are shown in **Pages 52 to 59**.

Nominal annual costs for the entire ANSF have been provided in the past by ISAF, NTM-A and other sources that range from \$3.6 billion to \$4.1 billion to over \$7 billion, but ***there is no public evidence of serious planning and cost analysis to justify any figure, no detailed ISAF or NTM-A plan, no ANSF plan, and no US military aid plan.***

The Need to Deal with an Ongoing War

- **Taliban not popular, but with so many Afghan government challenges, people focus on survival.**
- **No evidence that the “surge” has defeated Taliban. Won’t know the balance of power until US and ISAF military are largely gone and a new government is in place – i.e., 2015 campaign season.**
- **Pakistan sanctuaries and ISI are still in place.**
- **US and allies rushing to meet 2014 deadline – about 2-4 years before ANSF is fully ready to assume all security responsibilities.**
- **ANSF is an awkward mix of army, national police, local police. Cutting force mix early is very dangerous.**
- **Money has been the most important single aspect of transition in past cases, keeping government forces active, supplied, sustained.**
- **Next most important is proving high-level enablers and training/advisory presence in the field. 9,500-13,500 seem minimal. Costs uncertain, but transition below \$4 billion annually uncertain. May need \$6-7 billion.**

Uncertain Future CIA Support for US Military

- Press reports indicate CIA will withdraw operational elements in Afghanistan by end 2014. Quotes US officials as saying,

“CIA Director John Brennan informed U.S. military commanders in March that his agency would start to shutter Afghan operations outside Kabul, the capital, removing CIA clandestine officers and analysts as well as National Security Agency specialists responsible for intercepting insurgents' communications, which have been a rich source of daily intelligence, the officials said. ...Pentagon officials warn that the CIA drawdown is coming at a time when insurgent attacks normally intensify, after a winter lull. As a result, the plan has strained relations between the agency and military commanders in Kabul...

“The CIA footprint is entirely dependent on the military's,” a senior U.S. official said Thursday. “There is no stomach in the building for going out there on our own,” said a former CIA operator who has spoken to current officers about the pullback. “We are not putting our people out there without U.S. forces.”

John Maguire, who retired from the CIA in 2005 after 23 years as a case officer, noted that CIA officers on horseback were the first U.S. forces into Afghanistan after the terrorist attacks of Sept.11, 2001. He criticized the spy service for the current drawdown. “There is ample evidence and a long historical record of the agency working alone in any number of difficult and dangerous places, and if they can't do it by themselves without the military, then they should close the organization,” he said.

The CIA also plans this summer to stop paying the salaries of Afghan paramilitary forces that it has armed and trained for more than a decade to help fight the Taliban-led insurgency in the country's east, near the Pakistani border. It is unclear what will happen to the militias. The Pentagon is trying to persuade the CIA to slow its withdrawal, arguing that keeping CIA and NSA operators in the field as long as possible would help prevent a surge in militant attacks before the end of the year, when most U.S. troops are due to leave.

...The spy service already has sharply cut the pace of lethal drone strikes in Pakistan, flown from airfields in Afghanistan. One official said the agency was making plans to continue operating the armed drones on a much smaller scale, from Bagram.

“Layered Defense:” A Concept that May Work with Adequate US and Allied support

- **Concentrate ANSF in layered elements to defend population and key lines of communication.**
- **ANA defends, deters, defeats active Taliban and insurgent forces; ANP plays paramilitary role, with ALP forward in key sensitive areas.**
- **Accept Taliban and insurgent presence and control in less populated parts of East and South,**
- **Continued Pakistani sanctuaries unless Pakistan fundamentally changes tactics.**
- **Support with US advisory presence down to at least level of each of six Afghan corps, key enablers, limited COIN element plus drone and air support.**
- **German and Italian presence in populated but less threatened areas in the North.**
- **Support with governance and economic aid.**

General Dunford on “Resolute Support” and on Post-2014 Mission

- **In anticipation of a signed BSA and NATO SOFA, ISAF continues to plan for the Resolute Support train, advise, assist mission.**
- **This mission will focus on the four capability gaps at the operational/institutional and strategic levels of the ANSF that will remain at the end of the ISAF mission: 1) Afghan security institution capacity, 2) the aviation enterprise, 3) the intelligence enterprise, and 4) special operations.**
- **In accordance with NATO guidance, ISAF is planning on a limited regional approach with 8,000 - 12,000 coalition personnel employed in Kabul and the four corners of Afghanistan.**
- **Advisors will address capability gaps at the Afghan security ministries, army corps, and police zones, before eventually transitioning to a Kabulcentric approach focused on the Afghan ministries and institutions.**
- **Due to delays in the completion of the BSA, and at the recent direction of NATO, we will begin planning for various contingencies in Afghanistan while still continuing to plan for Resolute Support.**

General Dunford on Key Challenges to ANSF

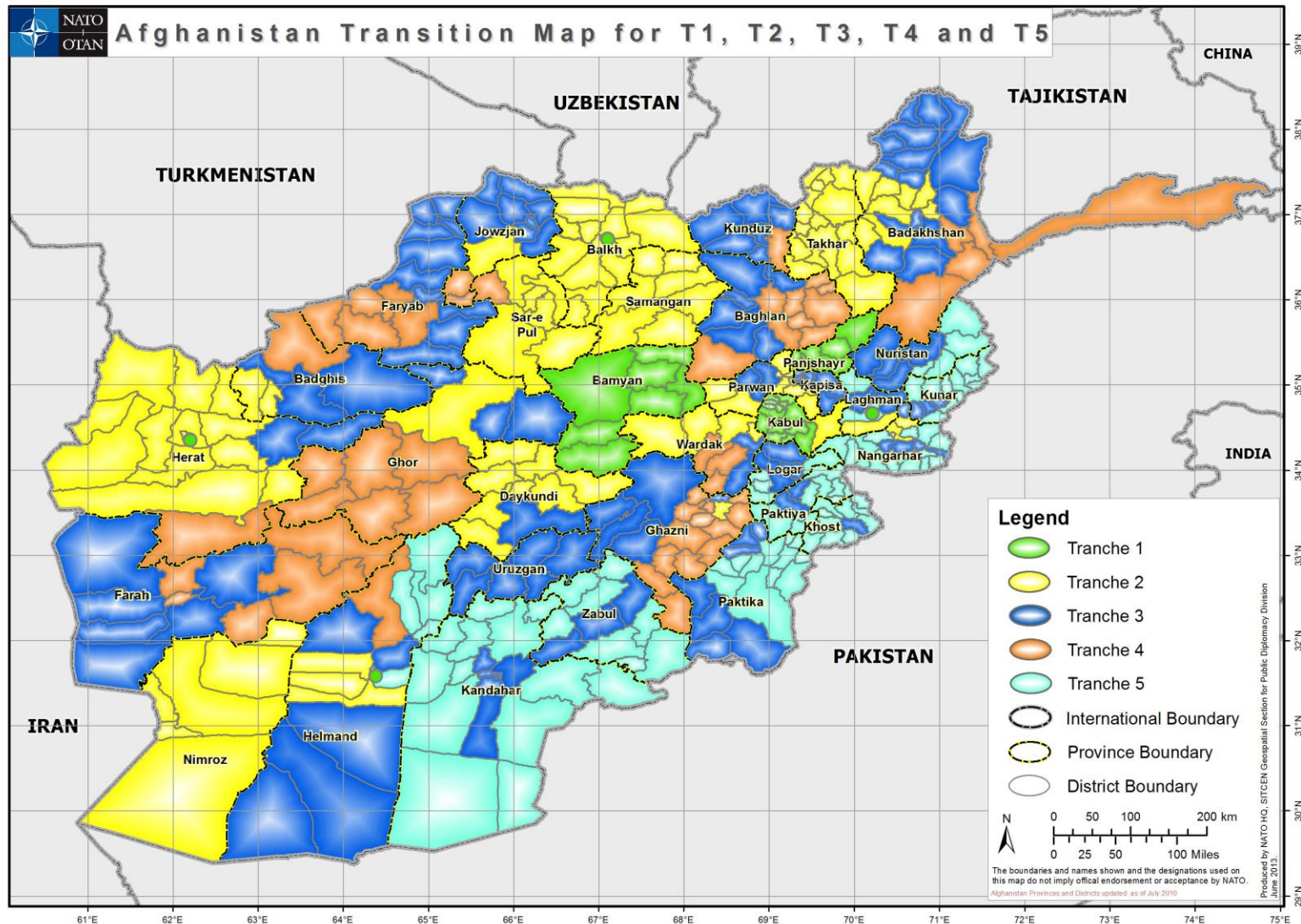
ISAF forces are in the process of re-orienting from combat advising at the unit level to functionally-based advising at the Afghan security ministries, the six army corps, and the police zones. In this new role, advisors are focusing on tasks that will build the ANSF's long-term sustainability to make the progress that has been made to date enduring.

At the security ministries, advisors are focusing on building ministerial capacity in planning, programming, budgeting, and acquisition. Advisors are also working to improve integration between the different security pillars— army, police, and intelligence service – at all levels.

In the fielded force, advisors will focus on capability gaps like the aviation, intelligence, and special operations. They will also focus on developmental shortfalls in areas like logistics, medical, and counter-IED. At all levels, our advisors will work to improve Afghan transparency and accountability of donor resources, and reduce casualties and overall attrition. In total, our shift to functionally-based advising is putting the ANSF on a path to sustainment.

Despite our advisory efforts in 2014, four capability gaps will remain after the ISAF mission ends. I assess that without the Resolute Support mission, the progress made to date will not be sustainable. A limited number of advisors will be required in 2015 to continue the train, advise, and assist mission. These advisors will address gaps in 1) the aviation enterprise, 2) the intelligence enterprise, 3) special operations, and 4) the security ministries' capacity to conduct tasks such as planning, programming, budgeting, acquisition, and human resource management so they can provide tactical units the support they require to function. These advisors will put the Afghans on the path to sustainment that the Afghans can further develop after Resolute Support concludes.

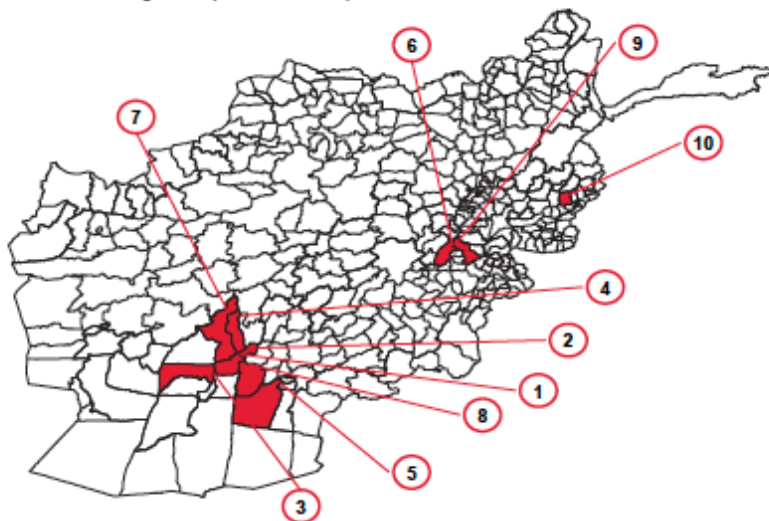
Layered Defense May Work, But Formal Transfers of Security Do Not Mean Real ANSF Security Capability



Source: ISAF, http://www.nato.int/nato_static/assets/pictures/stock_2013/20130618_130618-afghan-transition-tranche5-bg.jpg April 11, 2014

Key Areas of Tactical Violence (But No Maps of Areas of Insurgent Influence and Control or Level of ANSF Presence and Government Control) (Ten Most Violent Districts 1/4/13 to 9/15/13)

Top 10 Districts (01 Apr 2013 to 15 Sep 2013)					
Top 10 Districts in EIA	Province	RC	% of Total Population	% of National EIA in Date Range	
1 Nahr-e Saraj	Helmand	RC-SW	0.4%	4%	
2 Sangin	Helmand	RC-SW	0.2%	4%	
3 Nad 'Ali	Helmand	RC-SW	0.3%	4%	
4 Musa Qal'ah	Helmand	RC-SW	0.2%	4%	
5 Panjwaī	Kandahar	RC-S	0.3%	3%	
6 Sayyidabad	Wardak	RC-E	0.4%	3%	
7 Now Zad	Helmand	RC-SW	0.2%	2%	
8 Maiwand	Kandahar	RC-S	0.2%	2%	
9 Pul-e 'Alam	Logar	RC-E	0.4%	2%	
10 Darah-ye Pech	Kunar	RC-E	0.2%	2%	
Date range: 01 Apr 2013 to 15 Sep 2013			Total:	3.1%	31%



“But, This was irrelevant”

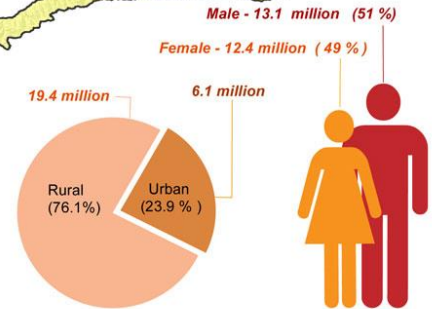
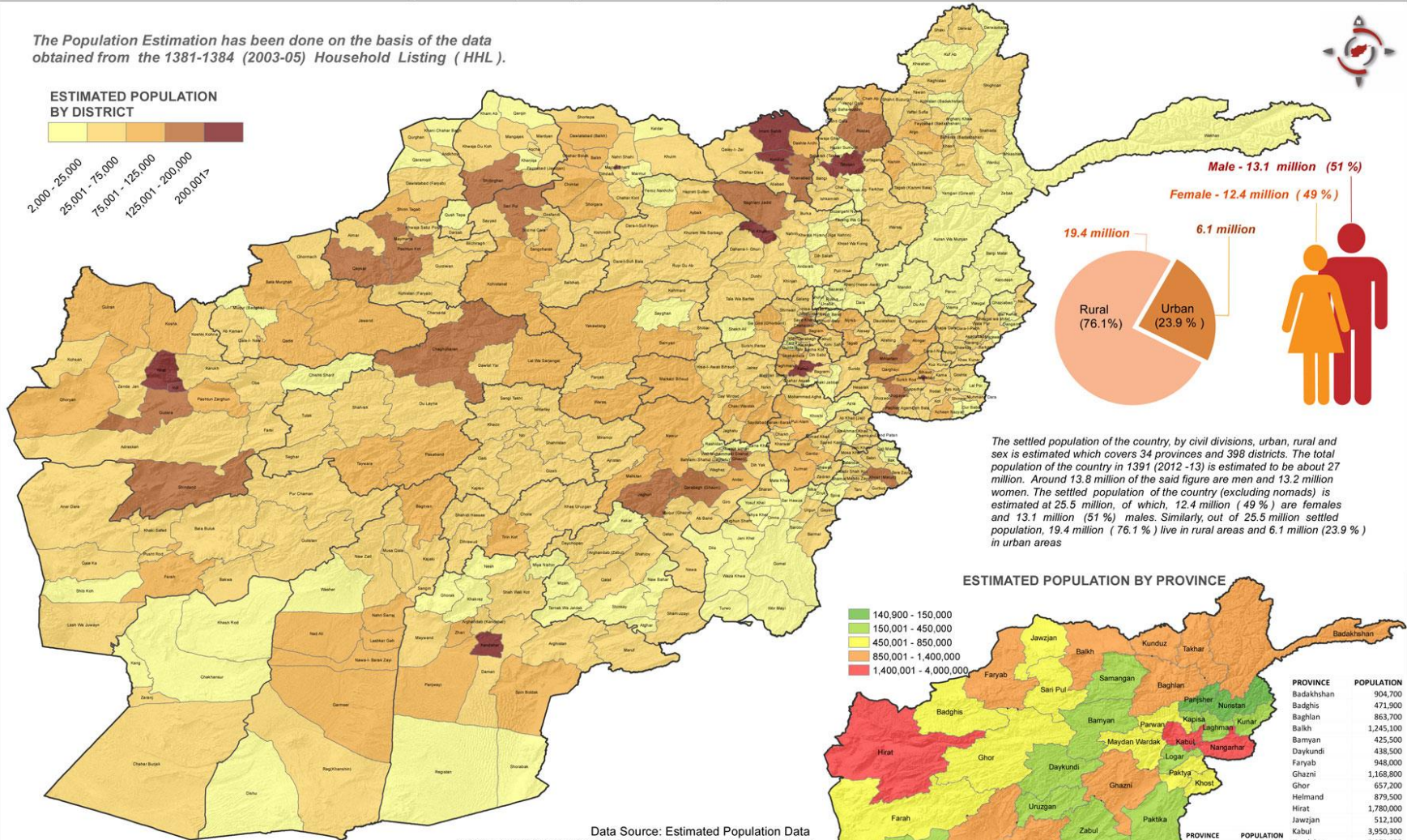
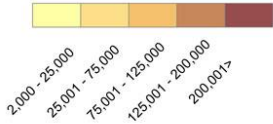
- Long war
- War for control of space and population, not tactical outcomes
- Taliban can pick and choose area and method of attack. Strike weakest link.
- Win if dominate people and/or allies and NGOs leave.
- Value of Pakistani sanctuary/ISI support
- Morale, public support, leadership critical.
- Peace negotiations can be war by other means

“Layered Defense” – Where is the Population for the ANA, ANP, and ALP to Protect?

AFGHANISTAN Central Statistics Organization (CSO) Estimated Population 2012-2013

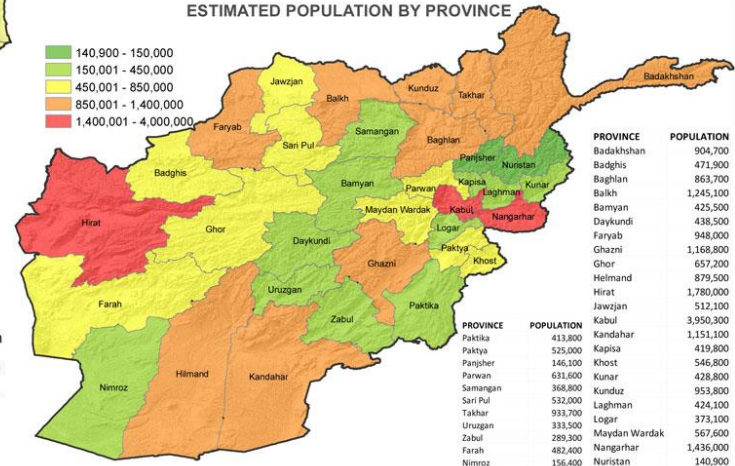
The Population Estimation has been done on the basis of the data obtained from the 1381-1384 (2003-05) Household Listing (HHL).

ESTIMATED POPULATION BY DISTRICT



The settled population of the country, by civil divisions, urban, rural and sex is estimated which covers 34 provinces and 398 districts. The total population of the country in 1391 (2012-13) is estimated to be about 27 million. Around 13.8 million of the said figure are men and 13.2 million women. The settled population of the country (excluding nomads) is estimated at 25.5 million, of which, 12.4 million (49%) are females and 13.1 million (51%) males. Similarly, out of 25.5 million settled population, 19.4 million (76.1%) live in rural areas and 6.1 million (23.9%) in urban areas

ESTIMATED POPULATION BY PROVINCE



Data Source: Estimated Population Data
 Provided by: Central Statistics Organization (CSO) Afghanistan

The accuracy of the data represented in this map remains solely with the source, IMMAP or USAID/OFDA do not accept any responsibility for the accuracy of these figures.

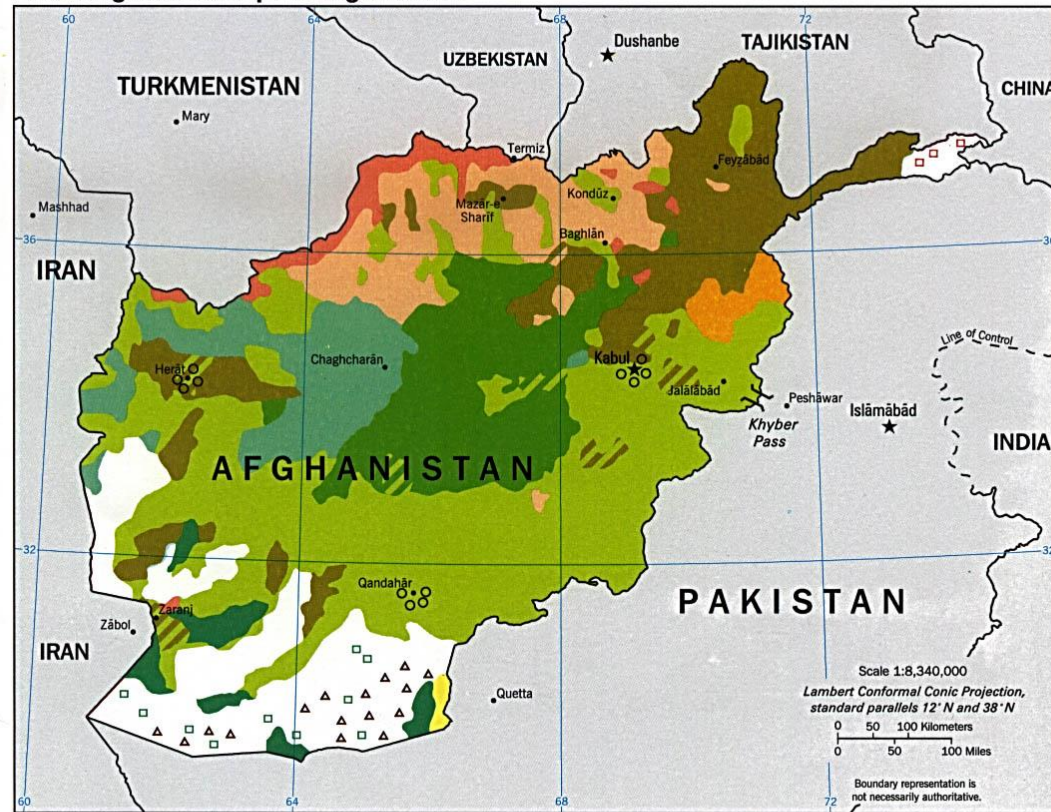
The boundaries used in this map do not imply any endorsement by IMMAP or USAID/OFDA
 Date Created: 26 March, 2013
 Datum/Projection: WGS 84/Geographic
 For copies or questions contact "afghanistan@immap.org"



Afghanistan's Divisive Demographics

- **Total population: 31,822,848 (July 2014 est.)**
 - Pashtun 42%, Tajik 27%, Hazara 9%, Uzbek 9%, Aimak 4%, Turkmen 3%, Baloch 2%, other 4%
 - Sunni Muslim 80%, Shia Muslim 19%, other 1%
- **Population 0-14 years: 42% (male 6,793,832/female 6,579,388); 15-24 years: 22.2% (male 3,600,264/female 3,464,781)**
- **Urban population: 23.5% of total population (2011)**
- **Rate of urbanization: 4.41% annual rate of change (2010-15 est.)**
- **Young men and women reaching employment age annually: 392,116 males (5% of labor force), 370,295 females (2010 est.) 30-40% unemployment in 2008**
- **Agriculture employs 79% of population for only 20% of GDP?**
- **Services employ 15.7% of population for 54.4% of GDP?**

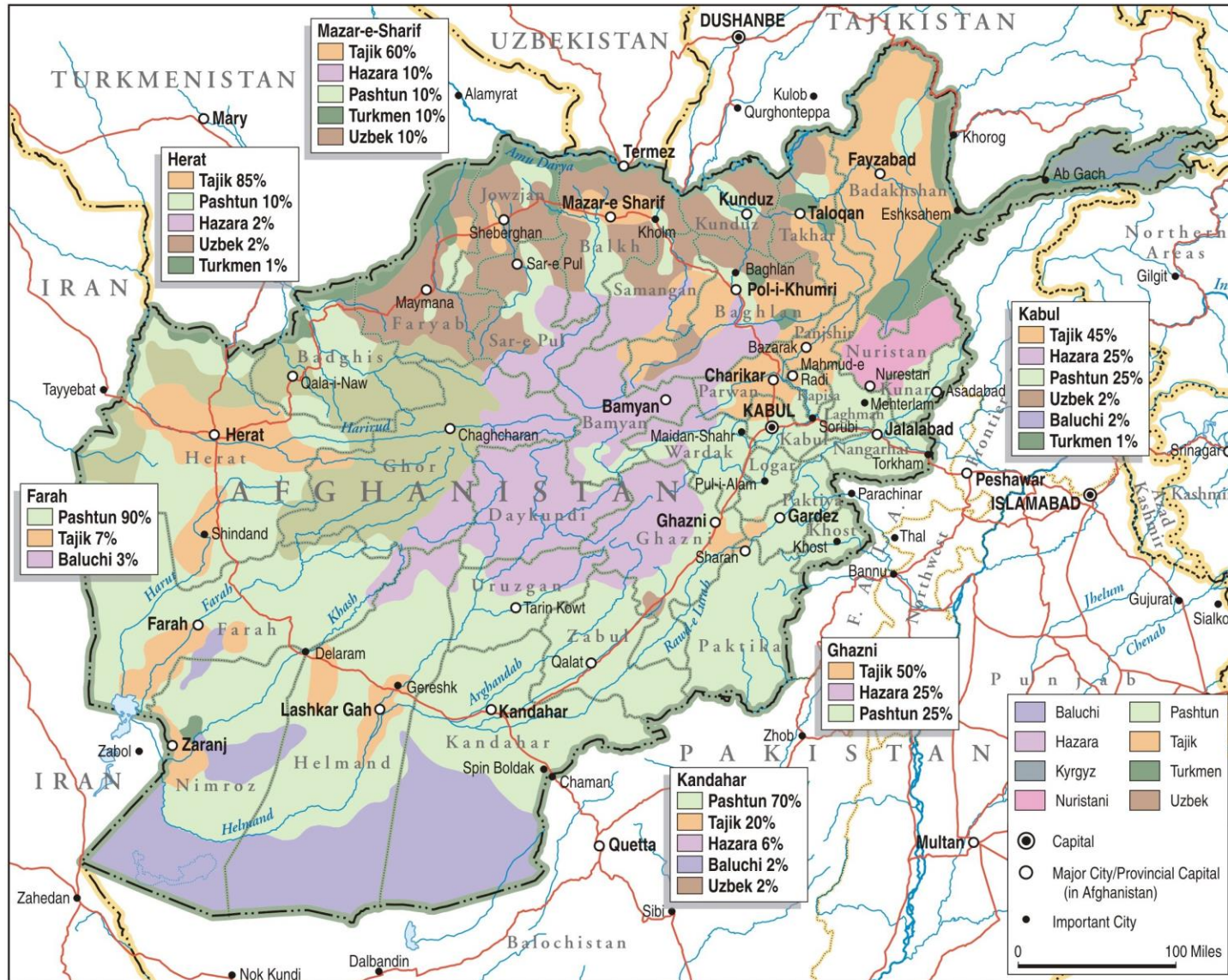
Ethnolinguistic Groups in Afghanistan



- | Iranian | Turkic | Other |
|---|---|---|
| Baloch | Kirghiz | Brahui |
| Aimak | Turkmen | Nuristani |
| Hazara | Uzbek | Sparsely populated or uninhabited |
| Pashtun
<i>Durrani, Ghilzai</i> | | |
| Qizilbash | | |
| Tajik | | |

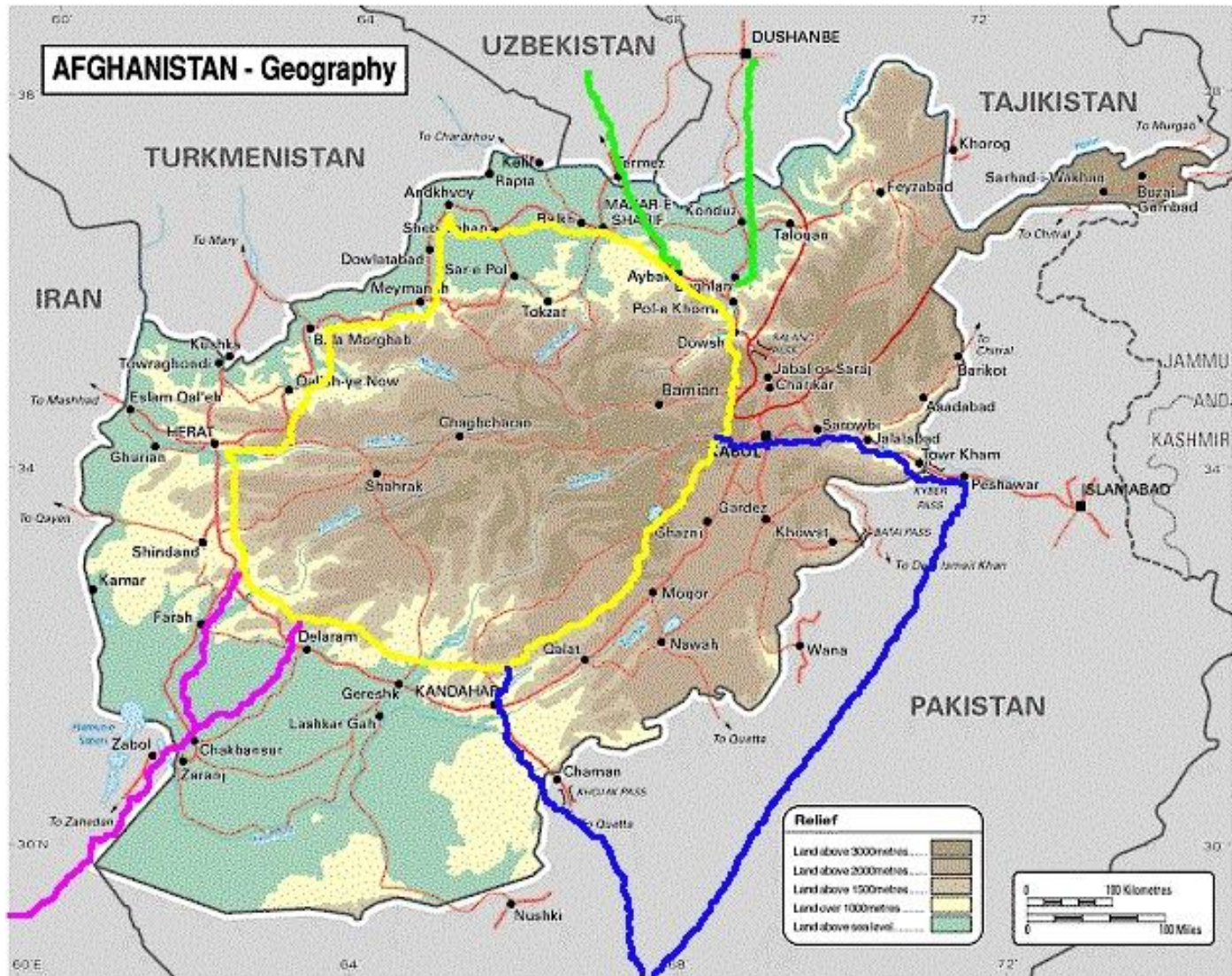
802551 (R00434) 6-97

Layered Defense : Ethnicity and Population



Source: Google,
<http://www.google.com/imgres?imgrefurl=http%3A%2F%2Fjoshberer.wordpress.com%2Fmaps%2Firan-afghanistan-and-central-asia%2F&tbid=us2f909GtHXXM:&docid=R6PAoMQ1k3fRQM&h=2054&w=2574>.

“Layered Defense” – From “New Silk Road” to LOC Survival



Source: Google, Search “Map of Afghan Road System,” Accessed April 8, 2014

The Challenge of the ANA

The Challenge of the ANA

The ANA is still shifting from the force generation to a war fighting mode, but is the most advanced element of the ANSF. History shows that the initial ability to Transition from force generation and outside support to sustained warfighting competence can take several years to establish and have to be proven in combat over time.

The key factors involved are listed in **Page 63**

There are. However, some indicators of what may happen:

- The ANA has received far more funding than the ANP. **(Page 64)**
- The MoD still has serious weaknesses even using an ISAF rating system that sharply understates its real world weaknesses. **(p. 65).**
- ISAF and US reporting on ANA manpower has serious problems and uncertainties. **(p. 66.)**
- Even so, the data show that the ANA still has serious attrition problems, often of experienced fighters. **(page 67.)**
- Readiness ratings reflect force generation assessments, not warfighting capability, but still show sharp variations by major combat unit. **(p. 68.)**

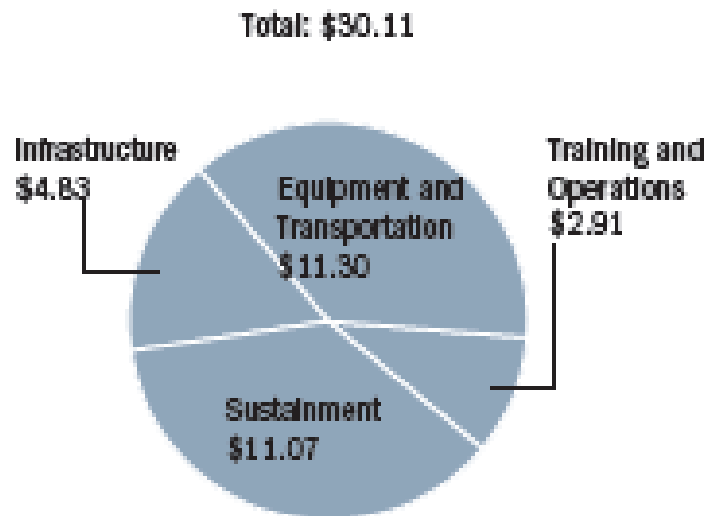
- These sharp variations by major combat unit affect the cohesion and capability of corps level forces in key regions. **(p. 69.)**
- The ANA also faces important political challenges. **(p. 70)**
- History warns this can have a critical impact on elite forces like SOF if the new Afghan government uses the ANA to increase internal political power and control. **(p. 71.)**

Key ANA Transition Challenges

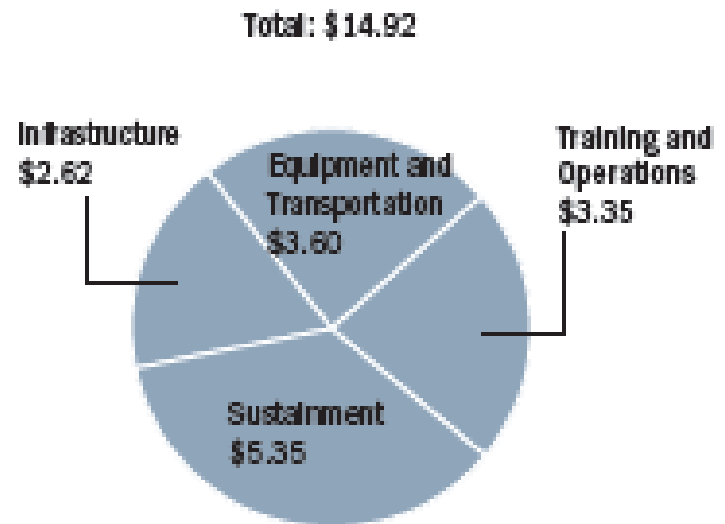
- **Set real-world Afghan limits to corruption and waste. Effective pay, contracting, fiscal management**
- **Defining real needs for post-Transition force structure based on emerging post-2014 military requirements, funding, and force management needs.**
- **Converting from force generation mode to war fighting capability mode.**
 - **Combat effectiveness and order of battle vs. resource measures**
 - **Top down strategic focus as well as bottom up tactical forces.**
 - **Intelligence-based, civil-military operations. Limiting impact of power brokers.**
 - **Sustainability, O&M, repair, supply push vs. demand pull, medical, mobility.**
- **Converting from outside shaped structure and systems to doing it the Afghan way.**
 - **AWOL, attrition, stable personnel.**
 - **Recruitment, promotion, pay and privileges.**
 - **Role of junior officers and NCOs.**
 - **Civil-military interface.**
 - **Medical services/medvac, post-trauma support.**
- **Shifting to effective training/recovery and leave cycles.,**
- **Creating fully effective MOD, Corps, other higher command, procurement, logistic training structures**

DoD Funding: ANA vs. ANP

ASFF DISBURSEMENTS FOR THE ANA
BY SUB-ACTIVITY GROUP,
FY 2005-DEC 31, 2013 (\$ BILLIONS)



ASFF DISBURSEMENTS FOR THE ANP
BY SUB-ACTIVITY GROUP,
FY 2005-DEC 31, 2013 (\$ BILLIONS)



Note: Numbers have been rounded.

Sources: DFAS, "AR(M) 1002 Appropriation Status by FY Program and Subaccounts December 2013," 1/18/2014; DOD, response to SIGAR data call, 10/09/2013.

MoD Readiness: July 31, 2014

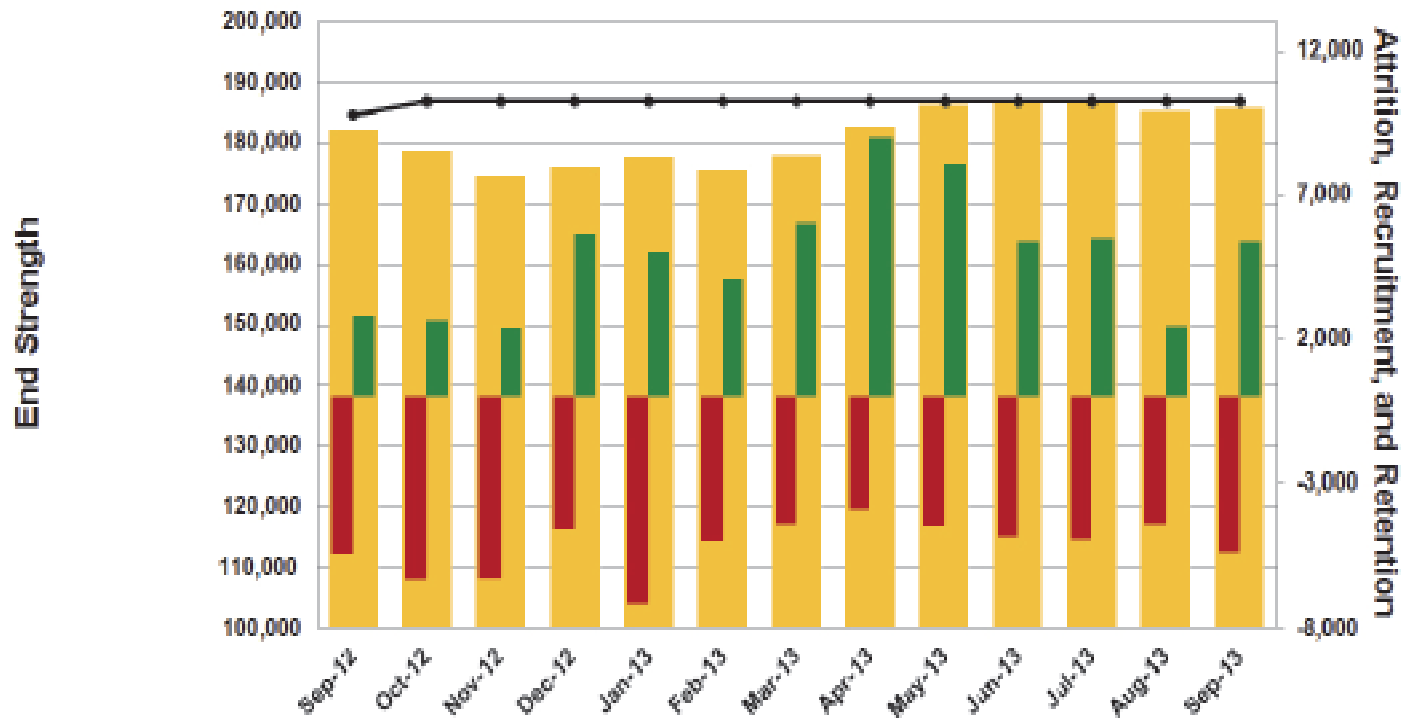
LOO #1: Support to Operations		
AMoD Intel Policy	CM4	Post 2014
AMoD Reserve Affairs	CM2B	3Q, 14
AMoD Dir Disaster Response	CM2A	3Q, 13
MoD Chief Health Affairs*	CM2B	4Q, 14
MoD Chf Cnstr & Prop Mgmt Div (CPMD)	CM2B	1Q, 14
GS G2 Intelligence	CM2B	2Q, 14
GS G3 Operations	CM2A	3Q, 13
GS G5 Policy & Planning	CM1B	Achieved
GS G6 Communications	CM2A	4Q, 13
GS G6 Comm Support Unit	CM1B	Achieved
GS G7 Force Struc, Training & Doctrine	CM2A	3Q, 13
GS Inspector General	CM2A	3Q, 13
GS Legal Department	CM2A	3Q, 13
Ground Forces Command (GFC)	CM2B	2Q, 14
ANA Special Ops Command (ASOC)	CM3	3Q, 14
Afghan Air Force Command (AAF)	CM2B	Post 2014
Medical Command (MEDCOM)	CM2A	4Q, 13
LOO #2: Personnel Management		
AMoD Personnel	CM2A	3Q, 13
AMoD Education	CM2B	3Q, 14
(CFA) Gender Integration	CM4	Post 2014
(CFA) Civilianization	CM2B	1Q, 14
GS G1 Personnel	CM2B	4Q, 13
Chf Religious & Cultural Affairs (RCA)	CM2B	4Q, 13
ANA Training Command (ANATC)	CM1B	Achieved
ANA Recruiting Command (ANAREC)	CM1B	Achieved
Sergeant Major of the Army (SMA)	CM3	3Q, 14

LOO #3 National Logistics		
AMOD Acquisition Tech & Logistics	CM2B	3Q, 14
Acquisition Agency	CM2B	1Q, 14
Logistics Command (LOGCOM)	CM1A	Achieved
GS G4 Logistics	CM3	3Q, 14
Army Support Command	CM2A	2Q, 14
LOO #4: Exec Leadership & Def Policy		
Minister of Defense	CM1B	Achieved
1st Deputy Minister of Defense	CM2A	3Q, 13
AMoD Strategy & Policy	CM2A	4Q, 13
MoD Chief, Parl, Soc. & Public Affairs	CM1B	Achieved
MoD Chief of Legal Department	CM3	Post 2014
MoD Inspector General	CM2B	2Q, 14
Dir Strategic Communications	CM2B	1Q, 14
(CFA) Transparency & Accountability	CM3	Post 2014
Chief of the General Staff (CoGS)	CM2A	3Q, 13
Vice Chief of the General Staff (VCoGS)	CM2A	3Q, 13
Vice Chief of General Staff-Air (VCoGS-Air)	CM3	Post 2014
Director of GS	CM2A	4Q, 13
LOO #5: Resource Management		
MoD Chief, Finance	CM2B	Post 2014
AMoD S&P (Prog. & Analysis)	CM3	Post 2014
GS G8 Finance	CM2A	3Q, 13

SIGAR and 1230 Reports Contain Key Warnings on Readiness & Sustainability

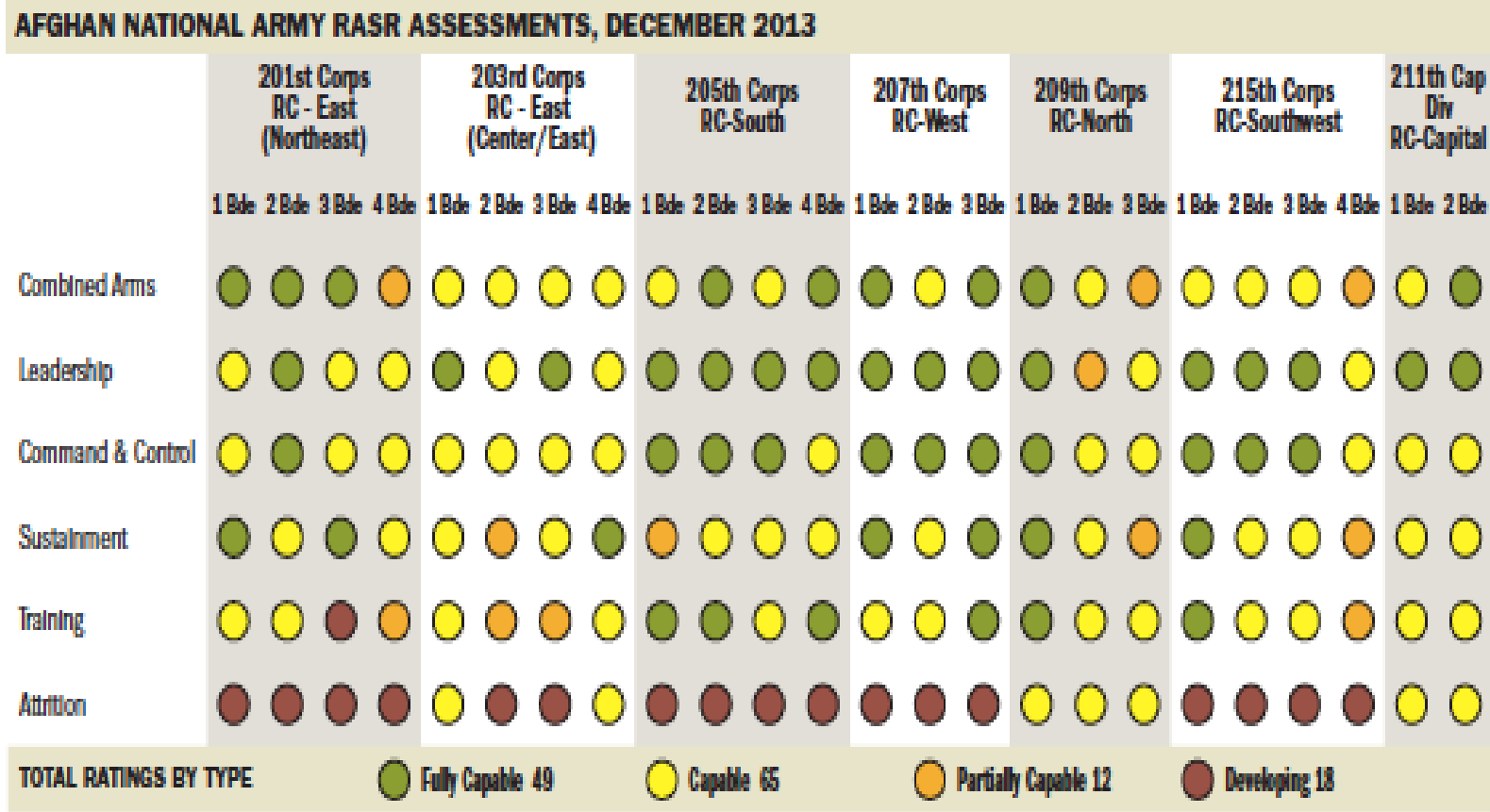
- **CSTC-A stated that “the ANA counts those personnel ‘in the field’ or actively engaged in combat operations as unavailable, with present for duty only representing those personnel ‘in barracks.’”**
- **This explains the low present-for-duty numbers for Corps actively engaged in operations. This quarter, the percentage of ANA personnel “unavailable” ranged from 70.1% (215th Corps) to 20.5% (209th Corps). About 1.7% of the Afghan Air Force’s 6,529 personnel were unavailable.**
- **Although details to account for the 126,658 personnel assigned to the ANA’s combat forces this quarter were limited, SIGAR determined that these forces included personnel in the following categories:**
 - **Present-for-Duty or “Combat Strength”: 62,753 (50%)**
 - **Unavailable (including personnel in combat and on leave but not AWOL): 54,862 (43%)**
 - **Absent Without Official Leave (AWOL): 9,043 (7%)**

ANA Manning & Attrition: July 31, 2014



	Sep-12	Oct-12	Nov-12	Dec-12	Jan-13	Feb-13	Mar-13	Apr-13	May-13	Jun-13	Jul-13	Aug-13	Sep-13
Actual*	182,209	178,501	174,645	175,956	177,579	175,441	177,725	182,838	186,399	186,884	187,399	185,329	185,817
Total Losses (Attrition)**	-5,453	-6,369	-6,302	-4,628	-7,220	-5,067	-4,473	-3,888	-4,508	-4,920	-5,005	-4,466	-5,383
Total Gains***	2,812	2,631	2,389	5,650	5,026	4,065	5,997	9,001	8,069	5,405	5,520	2,396	5,420
Goal	184,785	187,000	187,000	187,000	187,000	187,000	187,000	187,000	187,000	187,000	187,000	187,000	187,000
Retention %	No Data		58%	65%	45%	49%	62%	63%	51%	52%	55%	67%	62%
Mo. Attrit'n %		-3.5%	-3.5%	-2.6%	-4.1%	-2.9%	-2.5%	-2.2%	-2.5%	-2.6%	-2.7%	-2.4%	-2.9%
Attrit'n last 12 mos													-34.4%

ANA Force Generation Readiness 12/2013

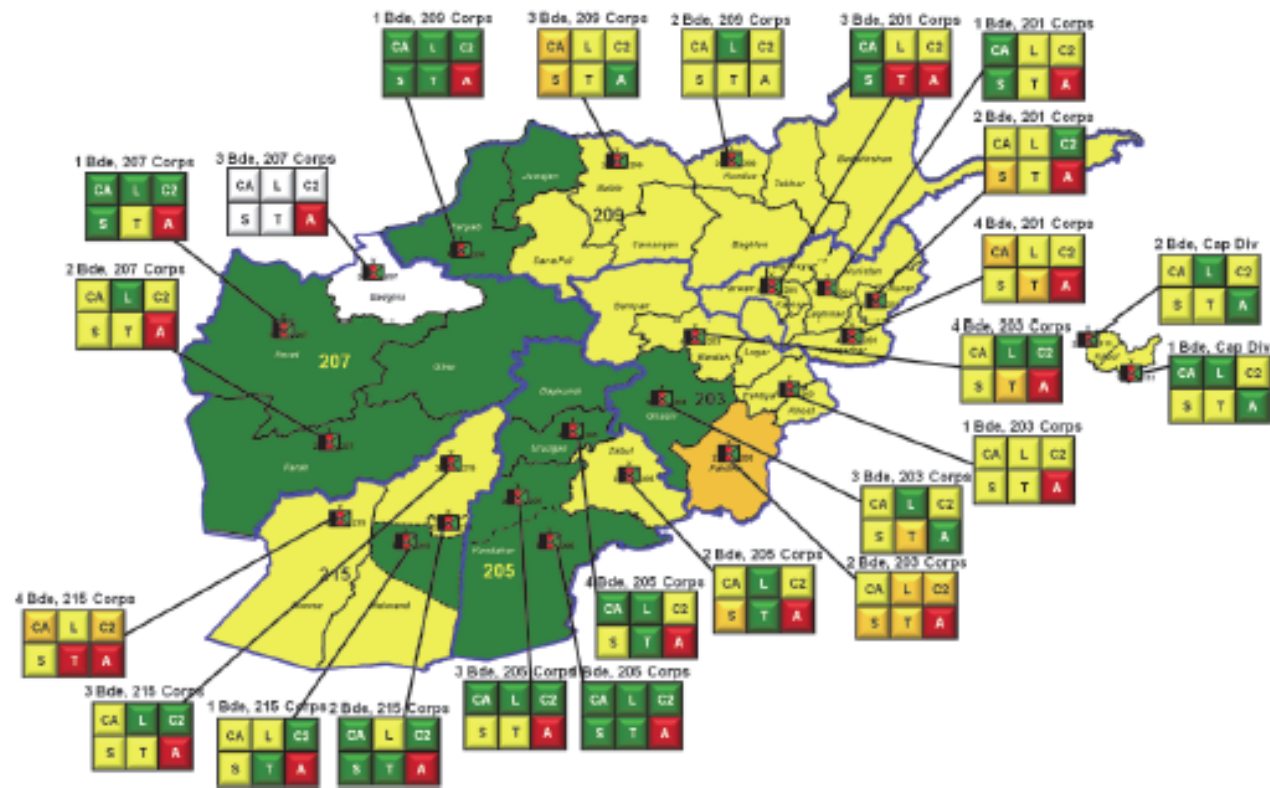


Note: Bde = Brigade

Source: IIC, Regional ANSF Status Report, December 2013.

Regional Command ANSF Assessment Report (RASR) rates ANA brigades in six areas: • Combined Arms (planning and conducting joint operations using multiple types of weapons), • Leadership, • Command & Control, • Sustainment. • Training (conducting training), • Attrition

ANA Readiness by Location



All data except attrition is from Sep 13 RASR.

Attrition data is from NTM-A as of 20 July 13

Map shading represents SFATT assessed overall unit rating from RASR.

Boxes represent the 5 pillar ratings and current attrition rating.

CA = Combined Arms Operations
 L = Leadership
 C2 = Command & Control
 S = Sustainment
 T = Training
 A = Attrition

Key ANA Political Challenges

- **Ensuring key elements like SOF and ANCOPs and best units do not become either coup-oriented or tools of President and political control.**
- **Limiting corruption and role of power brokers.**
- **Preventing emergence of local “war lords.”**
- **Ensuring tight limits on treatment of civilians, focus on effective civil-military relations. Focus on popular “strategic communications,” trust, and respect.**
 - **Rules of engagement. Limit civil casualties, tensions, and conflicts.**
 - **“Hearts and minds” is not just a cliché, it is a critical reality.**
- **Provincial and District civil-interface.**
- **Lead role in making layered defense effective – relations and controls over with elements of police and ALP.**
- **Limits to internal ethnic, tribal, regional, and sectarian tensions – elitism.**
- **Forcing effective cooperation, combined operations across unit and command lines.**
- **Accountability**

ANA SOF: July 31, 2014

ANASOC RDLs (Rating Definition Levels)	HQs	Units		Total Units & HQs
	DIV/BDEs	KDKs	SPT Units	
Fully Capable	0	0	1	1
Capable	0	5	1	6
Partially Capable	2	4	3	9
Developing	0	0	2	2
Not Assessed	1	0	0	1
Totals	3	9	7	1

Operational Category	Apr-13	May-13	Jun-13	Jul-13	Aug-13	Sep-13
ISAF SOF Unilateral Ops (Total)	4	9	10	10	2	5
GDPSU & ANASE/CDO Unilateral Ops (Total)	67	447	409	266	173	126
ISAF - Advised Ops (with ANSF in lead)	52	48	74	49	163	163
ANSF-Led ISAF Enabled Ops	140	401	439	376	116	199
ISAF - Led Partnered Ops	0	0	0	1	9	3
Total Partnered, Enabled, or Advised SOF Ops (Total)	192	449	513	426	288	365
Total Ops	263	905	932	702	463	496
Total ISAF Led Ops	4	9	10	11	11	8
Total ANSF Led Ops	259	896	922	691	452	488
% of Total Ops Led by ISAF	2%	1%	1%	2%	2%	2%
% of Total Ops Led by ANSF	98%	99%	99%	98%	98%	98%
	Apr-13	May-13	Jun-13	Jul-13	Aug-13	Sep-13

The Challenge of the ANAF

The Challenge of the ANAF

The ANAF presents the problem that it was never supposed to be ready before 2016. It also raises the issue that close air support is one of the few rapid reaction tools that can deal with a crisis in land combat, land medvac can be too slow in many areas, and air mobility is another asset that save a unit under fire, provide a key tactical advantage. Or deal with serious terrain distance issues.

There is no current public plan for dealing these issues or to indicate whether any US and other ISAF air enablers will be present after 2014. There is no indication of how the afghan could manage air assets effectively, or deal with the problem of civilian casualties that became serious for ISAF. ANAF contracts have also been a source of corruption and waste in the past.

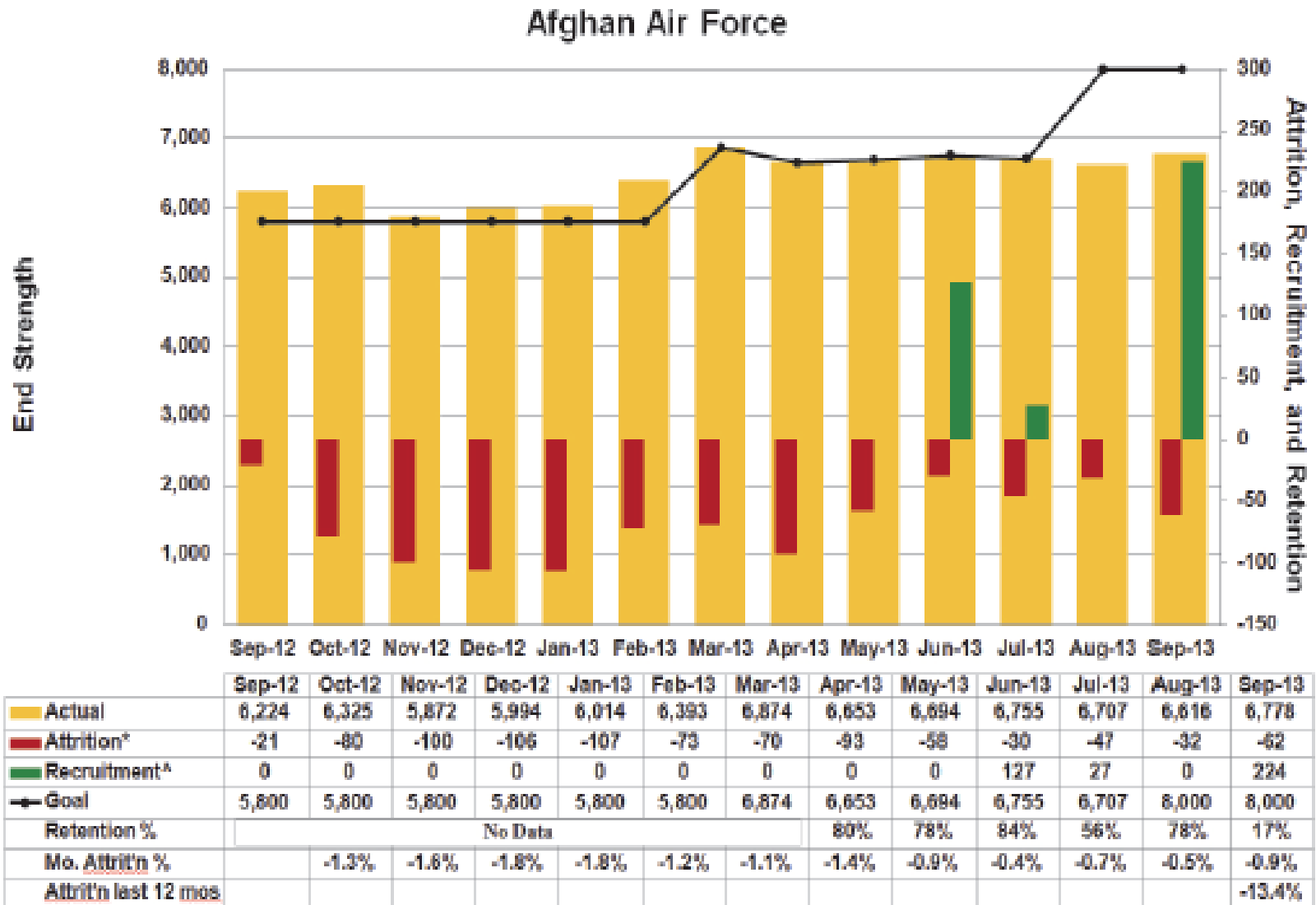
The key challenges affecting the ANAF are listed on **Page 74**.

The status of the ANAF as of December 2013 is summarized on **Page 75**.

Key ANAF Transition Challenges

- **Defining real needs for post-Transition force structure based on emerging post-2014 military requirements, funding, and force management needs.**
- **Converting from outside shaped structure and systems to doing it the Afghan way.**
 - **Real-world close-air support, rear area, interdiction needs.**
 - **IS&R, Targeting damaging assessment.**
 - **Civil-military impact and rules of engagement.**
 - **Role of air mobility, Medevac.**
 - **Revised command and C3I/BM system.**
 - **Affordable readiness, sustainment, and procurement**
 - **Defining rotary and fixed wing roles and modernization**
- **Workable and responsive structure for joint warfare.**
- **Limits to corruption and waste.**
- **Command effectiveness and accountability.**

ANAF Manning: July 31, 2014



Source: Department of Defense, Report on Progress Toward Security and Stability in Afghanistan, October 2013, p. 55.
http://www.defense.gov/pubs/October_1230_Report_Master_Nov7.pdf.

ANAF Status as of 12/2013

U.S. FUNDING TO SUPPORT AND DEVELOP THE AFGHAN AIR FORCE, 2010–2014 (\$ THOUSANDS)

Funding Category	FY 2010	FY 2011	FY 2012	FY 2013 (request)	FY 2014 (request)
Equipment and Aircraft	461,877	778,604	1,805,343	169,779	1,068,329
Training	62,438	187,396	130,555	188,262	192,354
Sustainment	143,784	537,650	571,639	473,946	777,748
Infrastructure	92,200	179,600	113,700	0	0
Total	\$760,299	\$1,683,250	\$2,621,237	\$831,987	\$2,038,431

Between FY 2010 and FY 2012 alone, the United States provided more than \$5 billion to support and develop the 6,529-person Afghan Air Force— including over \$3 billion for equipment and aircraft. In addition, DOD requested an additional \$2.9 billion—including \$1.24 billion for equipment and aircraft—in FYs 2013 and 2014 for the Afghan Air Force.

According to CENTCOM, the Afghan Air Force inventory consisted of 103 aircraft:

- 58 Mi-17 transport helicopters (18 more than last quarter)
- 6 Mi-35 attack helicopters (of which 5 are flight capable)
- 26 C-208 light transport planes
- 6 C-182 fixed wing training aircraft
- 5 MD-530F rotary-wing helicopters
- 2 C-130H medium transport

The Challenge of the ANP

The Challenge of the ANP

The ANP makes up roughly half of the ANSF, but Page only the small ANCOP portion of the force is fully trained and equipped to lay a paramilitary role in COIN. The Mol and most elements of the ANP – except for the ANCOPs – also present major problems in terms of overall competence, corruption, leadership, extortion and civil abuses, and ties to powerbrokers and narco-traffickers. Some elements make deals with insurgents.

The ANP presents additional problems because it is not supported by an effective justice system in most of the country, courts are also corrupt, the legal system is slow and unresponsive, detention methods lead to abuses, and detention facilities are poor or lacking.

These issues are addressed in depth in the DoD 1230 report and various SIGAR reports, as well as in human rights and other reports. The corruption and inefficiency within elements of afghan Border Police also limits the flow of a key source of revenue to the government. However, it is unclear what overall structure the ANP will have after the end of 2014, what kind of training efforts will exist after Transition, and what types of outside aid will be provided.

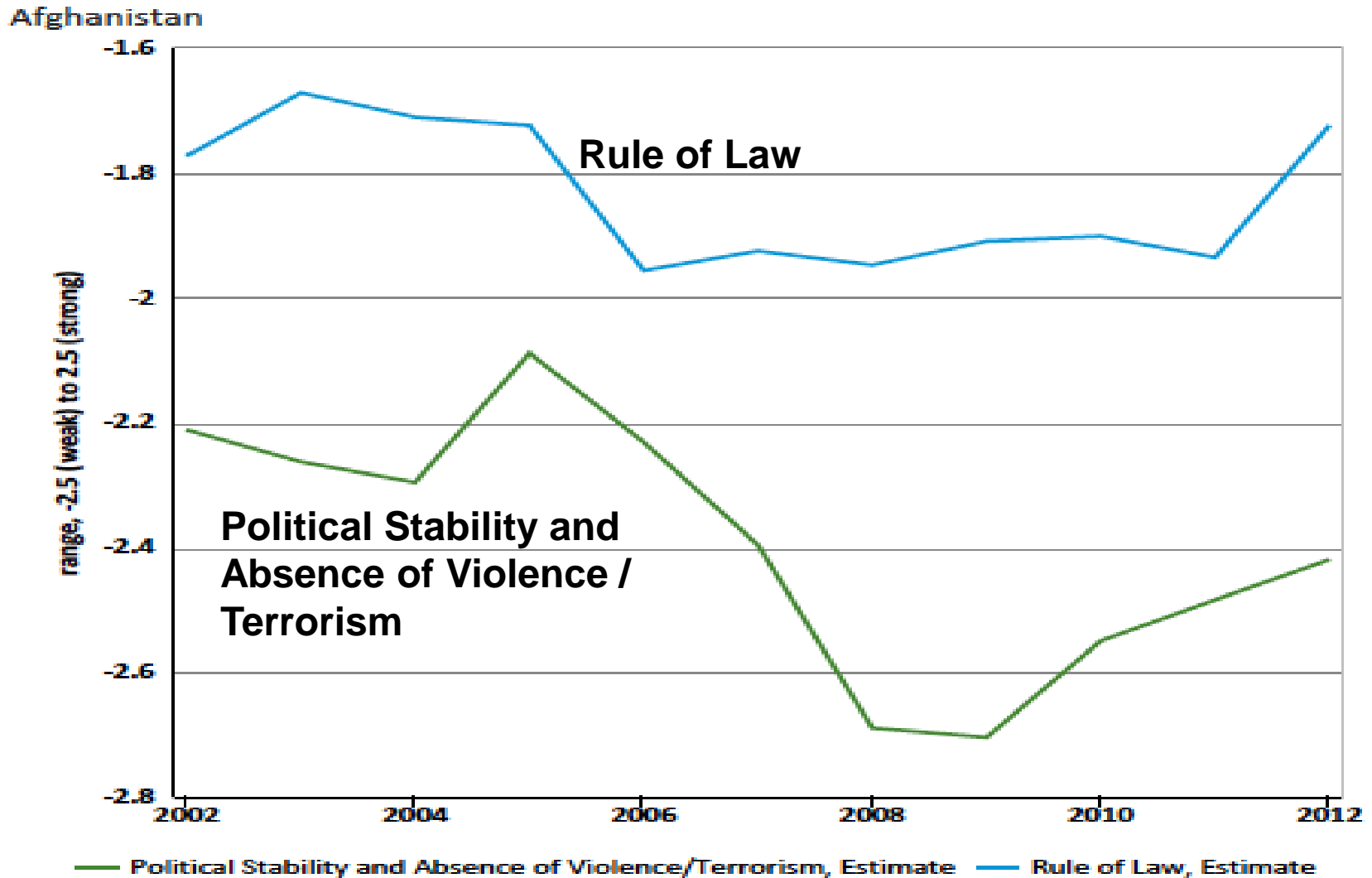
- The range of challenges the ANP forces are shown on **Page 80**.
- The trends in Afghan's low ranking in terms of the rule of law and stability is shown in **Page 81**.

- The structure and manning of the ANP is shown in **Page 82**.
- A highly optimistic estimate of the readiness of the Mol is shown in **Page 83**.
- The readiness, build-up, and attrition levels of the ANP are shown in **Page 84**. Attrition has generally been lower than in the ANA because the ANP is locally recruited and deployed, but could change radically if the ANP becomes a steady source of casualties.
- As is the case with the ANA, readiness varies sharply by unit even using force generation methods of effectiveness. (**Page 85**.)
- As is the case with the ANA, ethnic structure is a problem, and Tajiks make up roughly 50% of the officers but are only 20% of the population. Few Southern Pashtun are in the ANA and the number in the ANP is limited. (**Page 86**).
- As is the case with the ANA, readiness varies sharply by region and does not reflect threat levels and priorities. (**Page 87**)

Key ANP Challenges

- **Set real-world Afghan limits to corruption and waste. “Fix” Mol.”**
Ensure effective pay, contracting, fiscal management
- **Define real needs for post-Transition force structure based on emerging post-2014 para-military military requirements, funding, and force management needs.**
- **Define role in making layered defense effective – role of Mol, relations with ANA and controls over with elements of police and ALP.**
- **Redefine role of police in terms of paramilitary functions vs. rule of law.**
 - ***Ties to effective, timely, and responsive overall justice system: detentions, courts, prisons, reintegration***
- **Accept that police will go “local.” But, set real-world Afghan limits on role power brokers, creation of local power clusters and warlords – ties to local leaders and elements of Taliban.**
 - **Ensure accountability, flow of revenues to government.**
- **Ensure tight limits on treatment of civilians, focus on effective police and civil governance relations. Focus on popular “strategic communications,” trust, and respect.**
 - **Rules of engagement. Limit civil abuses, tensions, and conflicts.**
 - **“Hearts and minds” is not just a cliché, it is a critical reality.**
- **Provincial and District civil-interface.**
- **Limits to internal ethnic, tribal, regional, and sectarian tensions – elitism.**

World Bank Ranking of Violence and Rule of Law Highly Negative



Police Pose a Critical Challenge in Terms of Corruption and Effectiveness – As Do ALP

ANP STRENGTH, QUARTERLY CHANGE						
ANP Component	Authorized			Assigned		
	Q3 2013	Q4 2013	Quarterly Change	Q3 2013	Q4 2013	Quarterly Change
AUP	110,369	110,369	None	109,574	106,784	-2,294
ABP	23,090	23,090	None	21,399	20,902	-497
ANCOP	14,541	14,541	None	14,516	13,597	-919
NISTA ^a	6,000	6,000	None	4,905	5,333	+428
ANP Total	154,000	154,000	None	150,394	146,616	-3,282
CNPA	2,247	2,243	-4	2,759	2,850	+91
ANP + CNPA Total	156,247	156,243	-4	153,153	149,466	-3,191

According to CSTC-A, unlike the ANA, the MOI does not report ANP personnel who are on leave, AWOL, sick, or on temporary assignment in its personnel reports. For this reason, it is not known what the actual operational strength of the ANP is at any given time.

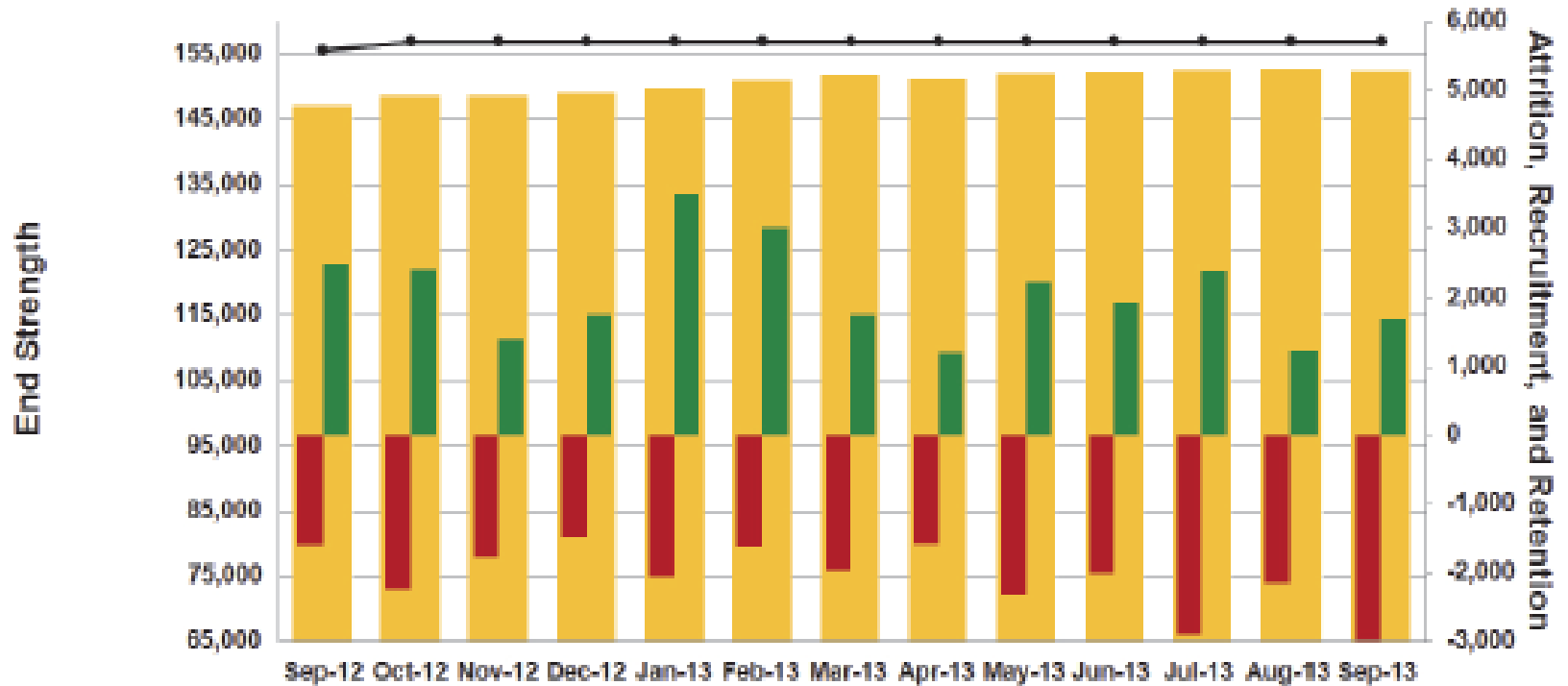
Mol Readiness: July 31, 2014

Ministry of Interior Overall Rating	CM2B	Current CM	CM 1B Date
Chief of Staff / Special Staff			
Public Affairs		1A	Achieved
Inspector General		3	1Q, 15
Legal Advisor		1B	Achieved
Legal Affairs		2A	3Q, 13
Intelligence		2A	1Q, 14
Democratic Policing		3	TBD
Gender & Human Rights		3	1Q, 15
Deputy Minister of Counter Narcotics			
Counter Narcotics		2B	2Q, 14
Deputy Minister of Strategy and Policy			
Strategic Planning		2A	1Q, 14
Policy Development		1B	Achieved
Force Management		1B	Achieved
Deputy Minister of Support			
Logistics		2B	1Q, 15
Finance and Budget		2B	3Q, 14
Facilities and Installation		3	4Q, 14
Surgeon Medical		2A	2Q, 14
Info, Coms and Tech		2B	4Q, 14
Acquisition and Procurement		2B	2Q, 14

Deputy Minister of Admin		
Personnel Management	2B	3Q, 14
Civil Service	2A	1Q, 14
Training Management	2B	4Q, 14
Recruiting Command	2B	4Q, 14
Deputy Minister of Security		
Afghan Uniform Police	2A	1Q, 14
Afghan Fire Services	3	2Q, 14
Afghan Border Police	2A	4Q, 13
GDPSU	2A	3Q, 13
Anti-Crime Police	2A	4Q, 13
ANCOP-(G)	1A	Achieved
ALP	2A	1Q, 14
Plans & Operations	2A	3Q, 13
Force Readiness	1B	Achieved
C-IED	3	2Q, 14
Deputy Minister, APPF		
APPF	3	3Q, 14

ANP Manning & Attrition: July 31, 2014

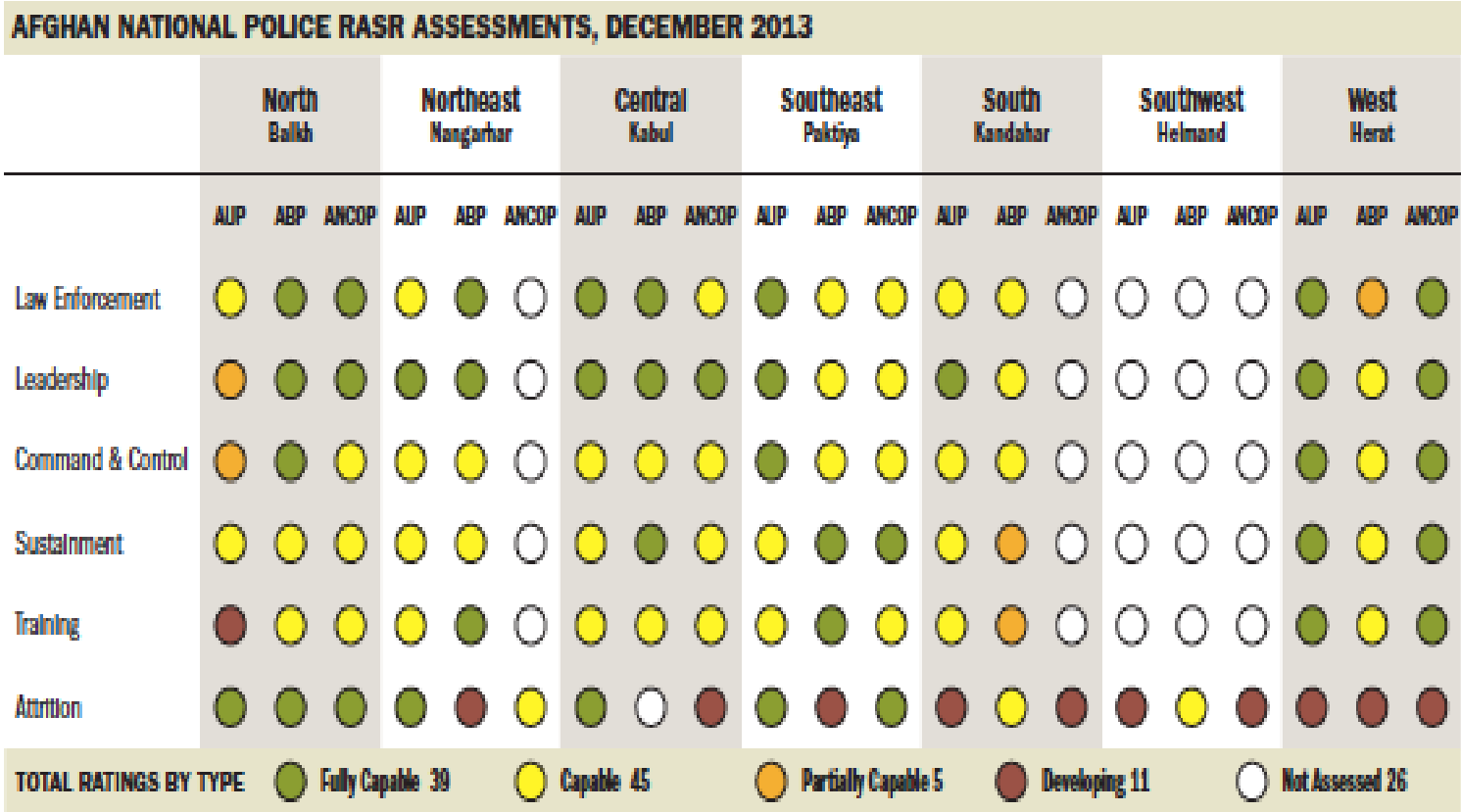
Afghan National Police



	Sep-12	Oct-12	Nov-12	Dec-12	Jan-13	Feb-13	Mar-13	Apr-13	May-13	Jun-13	Jul-13	Aug-13	Sep-13
Actual	147,158	148,536	148,489	148,983	149,775	150,919	151,766	151,227	151,824	152,191	152,498	152,657	152,336
Attrition ^a	-1,594	-2,249	-1,762	-1,471	-2,062	-1,623	-1,973	-1,580	-2,301	-2,019	-2,892	-2,154	-3,173
Recruitment ^b	2,458	2,410	1,391	1,738	3,481	3,005	1,748	1,199	2,223	1,911	2,376	1,227	1,690
Goal	155,706	157,000	157,000	157,000	157,000	157,000	157,000	157,000	157,000	157,000	157,000	157,000	157,000
Retention %	No Data												
Mo. Attrit'n %		-1.5%	-1.2%	-1.0%	-1.4%	-1.1%	-1.3%	-1.0%	-1.5%	-1.3%	-1.9%	-1.4%	-2.1%
Attrit'n last 12 mos													-16.8%

Source: Department of Defense, Report on Progress Toward Security and Stability in Afghanistan, October 2013, p. 59.
http://www.defense.gov/pubs/October_1230_Report_Master_Nov7.pdf.

ANP Force Generation Readiness 12/2013



Notes: AUP – Afghan Uniform Police; ABP – Afghan Border Police; ANCOP – Afghan National Civil Order Police

Source: IIC, Regional ANSF Status Report, December 2013.

Regional Command ANSF Assessment Report (RASR) rates ANA brigades in six areas: • Combined Arms (planning and conducting joint operations using multiple types of weapons), • Leadership, • Command & Control, • Sustainment. • Training (conducting training), • Attrition

Source: Special Inspector General for Afghanistan Reconstruction, Quarterly Report, January 30, 2014, <http://www.sigar.mil/pdf/quarterlyreports/2014Jan30QR.pdf>, pp.86-87.

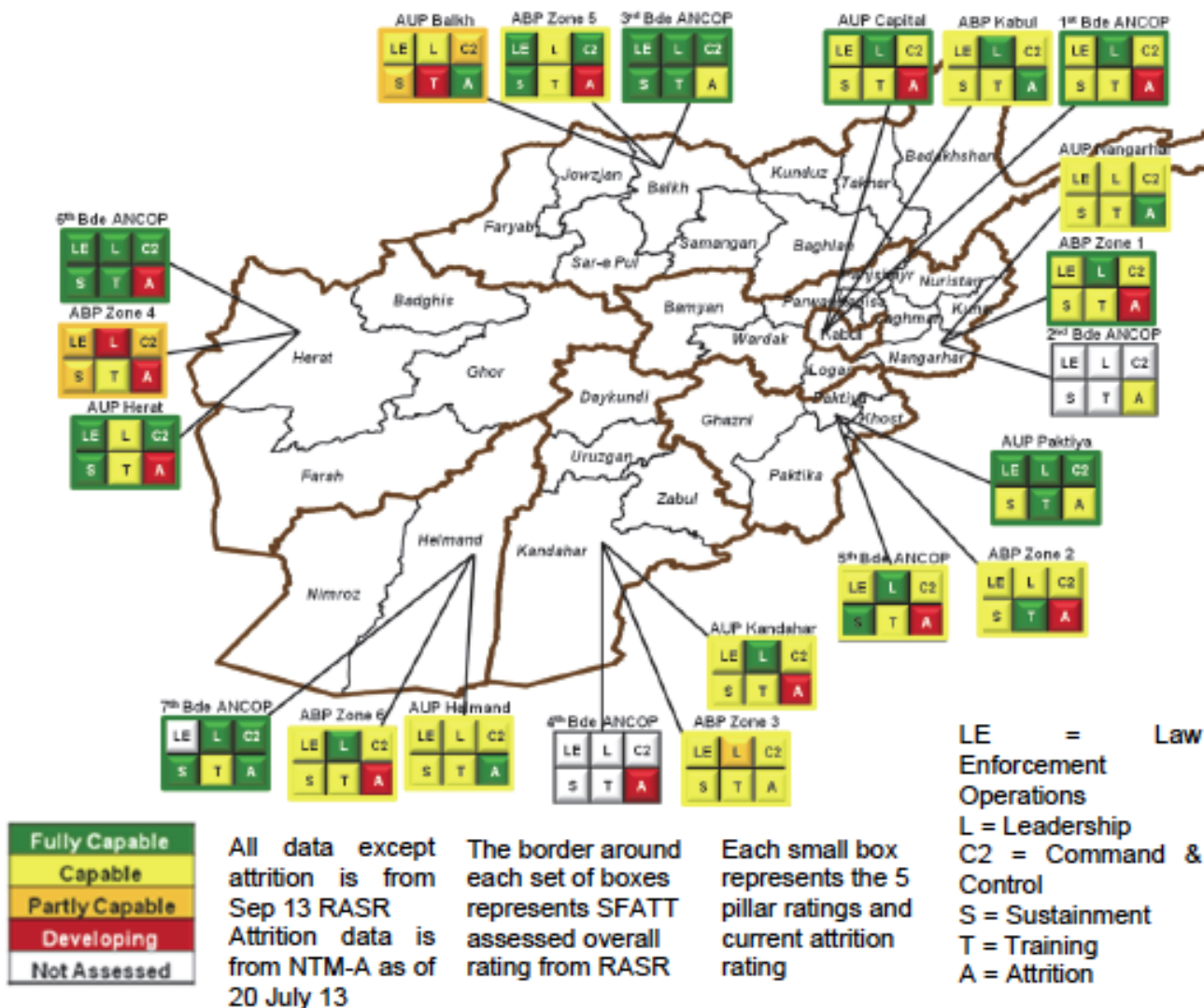
ANP Ethnicity: July 31, 2014

Total Population **42%** **27%** **9%** **9%**
13%

	Pashtun	Tajik	Hazara	Uzbek	Others
Ethnic Target	44.0%	25.0%	10.0%	8.0%	13.0%
Officer	13.2%	49.7%	14.9%	7.3%	3.3%
NCO	24.2%	53.5%	33.7%	20.8%	3.9%
Patrolmen	62.6%	35.9%	51.4%	71.8%	7.3%
Officer Delta*	-25.7%	24.7%	-4.9%	-4.9%	-9.7%
Total Force Delta*	-2.1%	18.5%	-4.2%	-2.1%	-7.3%

***The Delta represents the difference between the ethnic target and the actual percentage**

ANP Readiness by Location 9/13



The Challenge of the ALP

The Challenge of the ALP

The use of local forces is always a high risk given the problems in controlling them, making them effective, dealing with abuses and corruption, and their potential to turn on the government or create links with insurgents.

The 1230 report indicated in October 2013 that ALP expansion was expected to reach 28,500 by February, 2014 and 30,000 by December, 2014. It reported that the ALP appeared to be one of the most resilient institutions in the ANSF. It was heavily targeted by EIAs resulting in the highest casualty rate, while recording one of the lowest monthly attrition rates of all ANSF.

As of January 4, 2014, Afghan Local Police (ALP) comprised 25,477 personnel. There were 30,000 personnel by the end of December 2014. The ALP operates in 126 districts in 29 of Afghanistan's 34 provinces..

Capability varied sharply by area, and there were reports of civil abuses and tensions with the ANP and Government. The ALP with US SOF training did, however, generally make ALP units at least somewhat and all ALP units were to fully transfer to the Afghan government by October 2014.

Key challenges and data are shown in Pages 90-91. It is not clear how the Afghan Local police or other paramilitary forces like the APPF will be integrated into a post 2-104 structure or what their effectiveness will be.

Key ALP Challenges

- **Accept that the key is to pay for support and loyalty where it is most needed. “Bribe your way to victory.”**
- **Define role in making layered defense effective – role of Mol, and controls over with elements of police and relations with ANA .**
- **Set real-world Afghan limits limits to corruption and waste. “Fix” Mol.” Ensure effective pay, contracting, fiscal management, Provincial and District civil-interface.**
- **Define real needs for post-Transition force structure based on emerging post-2014 para-military military requirements, funding, and force management needs.**
- **Redefine role of ALP in terms of paramilitary functions vs. rule of law.**
 - ***Ties to effective, timely, and responsive overall justice system: detentions, courts, prisons, reintegration***
- **Set real-world Afghan limits on role power brokers, creation of local power clusters and warlords – ties to local leaders and elements of Taliban.**
 - **Ensure accountability, flow of revenues to government.**
- **Ensure tight limits on treatment of civilians, focus on effective police and civil governance relations. Focus on popular “strategic communications,” trust, and respect.**
 - **Rules of engagement. Limit civil abuses, tensions, and conflicts.**
 - **“Hearts and minds” is not just a cliché, it is a critical reality.**
- **Limit internal ethnic tribal regional and sectarian tensions**

ALP Locations and Development: July 31, 2014

