

# Hitting Bottom: The Maliki Scorecard in Iraq

**Anthony H. Cordesman**  
**Arleigh A. Burke Chair in Strategy**  
[acordesman@gmail.com](mailto:acordesman@gmail.com)

**Revised May 1, 2014**

Iraq is on the edge of civil war, and its election does not seem to offer any clear prospect of producing national unity or an effective leader. As a result, there is natural focus on Iraq's growing violence and political divisions, but this is only part of the story. The Burke Chair has already addressed these issue in depth in a book length report called ***Iraq in Crisis*** which is available on the CSIS web site at <http://csis.org/publication/iraq-crisis-0>

Violence and politics, however, are only part of Iraq's story. Anyone seeking to understand the outcome of the Iraqi election and the role Prime Minister Maliki has played to date also needs to understand the trends in governance and economics, and just how serious the other challenges Iraq faces really are.

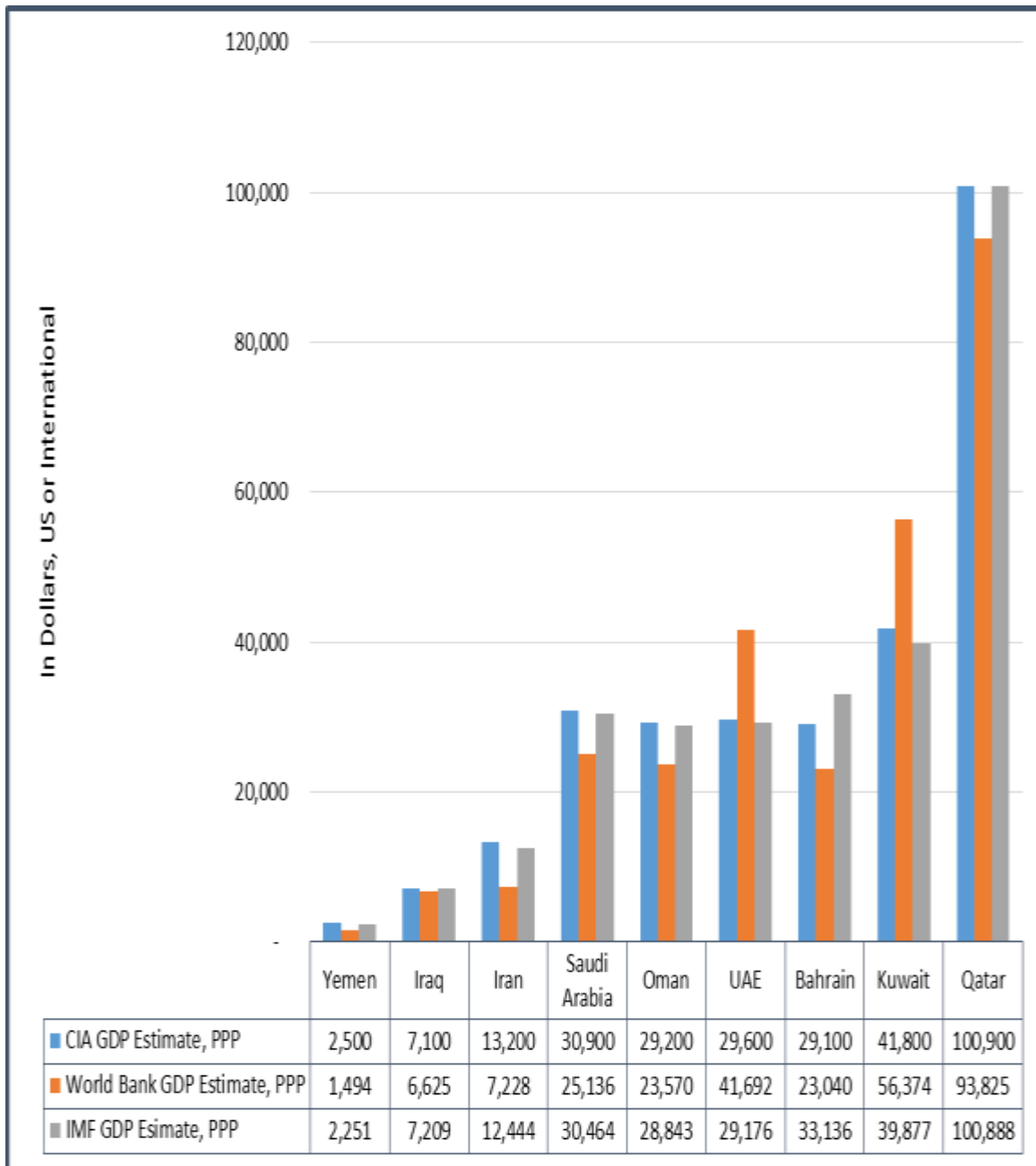
The Burke Chair has developed a summary report on these challenges using data from the World Bank, the United Nations, and Transparency International. This report is called Hitting Bottom: The ***Maliki Scorecard in Iraq***, and it is also now available on the CSIS web site at <http://csis.org/publication/hitting-bottom-maliki-scorecard-iraq>

The report is in graphic and tabular form, and largely speaks for itself. There are, however, several key points that emerge from its contents:

- In spite of its oil wealth, Iraq has failed to develop and is a poor nation with the lowest per capita income of any state in the Gulf except Yemen. (p. 4)
- The World Bank ranks Iraq as the most corrupt nation in the region except for Yemen and Libya. (p. 5)
- Transparency International ranks Iraq as the most corrupt state in the region except for Libya and as the 171<sup>st</sup> worst country in the world out of 177 countries surveyed. (p. 6)
- Transparency International ranks Iraq as the least transparent government in in the region. (p. 7)
- The World Bank ranks Iraq as one of the least effective governments in the world, and as having made no real progress from 2008-2012 – in spite of the end of the first round of civil conflict. (p. 8)
- The World Bank ranks Iraq as one of the least politically stable and most violent countries in the world, and as worse off under Maliki than under Saddam Hussein. (p. 8).
- The World Bank shows only marginal progress in fighting corruption from 2008-2012. (p. 9)
- The World Bank puts Iraq and the near bottom of nations in terms of the rule of law, and rates its performance under Maliki as worse than under Saddam Hussein. (p. 9)

- The World Bank does indicate some improvement in regulatory quality and voice and accountability under Maliki, although Iraq's performance remains very poor. (p. 10)
- The UN ranks Iraq as 131<sup>st</sup> in the world in human development indicators, and as the worst country in the region except for Yemen in spite of Iraq's oil income. (pp. 11-13) Education has only made marginal improvement under Maliki, as have life expectancy and Iraq's overall Human Development Index GNI per capita has, however, improved since 2005 – largely because of higher oil export earnings. (pp. 14-15) Iraq lags far behind countries like Morocco, and its performance has been no better than Syria in recent years – in spite of Syria's full-scale civil war. (p. 16)
- The Maliki government's failures are compound by a nation under extreme demographic pressure. (p.17)
- In spite of claims of modernization and reform, the World Bank rates Iraq has having a very poor ranking terms of the overall ease of doing business. (p. 17). It has particularly poor ratings for starting a business, getting credit, enforcing contracts, and protecting investors. (p. 18).
- Iraq has made little or no progress since 2005 in the areas the World Bank scores for doing business under Maliki. (p. 19)
- UN, BBC, and Iraqi Body estimate warn that Iraq's levels of violence and civilian casualties may be returning to the state of civil war that existed during (p. 21)
- The new State Department Country Report on Terrorism ranks Iraq worst of the ten top countries in terrorist incidents. (pp. 22-23)
- The State Department Country Report on Human Rights revised as of April 2, 2014, indicated the Iraqi government and Iraqi security forces have systematically violated human rights. (pp. 24-25) The full report lists numerous abuses by the government, security services, police, and justice system – compounding the damage done by terrorism and violent ethnic and sectarian factions.  
(<http://www.state.gov/documents/organization/220565.pdf>)
- The British government's Foreign and Commonwealth Office expressed similar concern in its update of its human rights report on March 31, 2014. (pp. 26-27)

## Gulf GDP Per Capita by Country

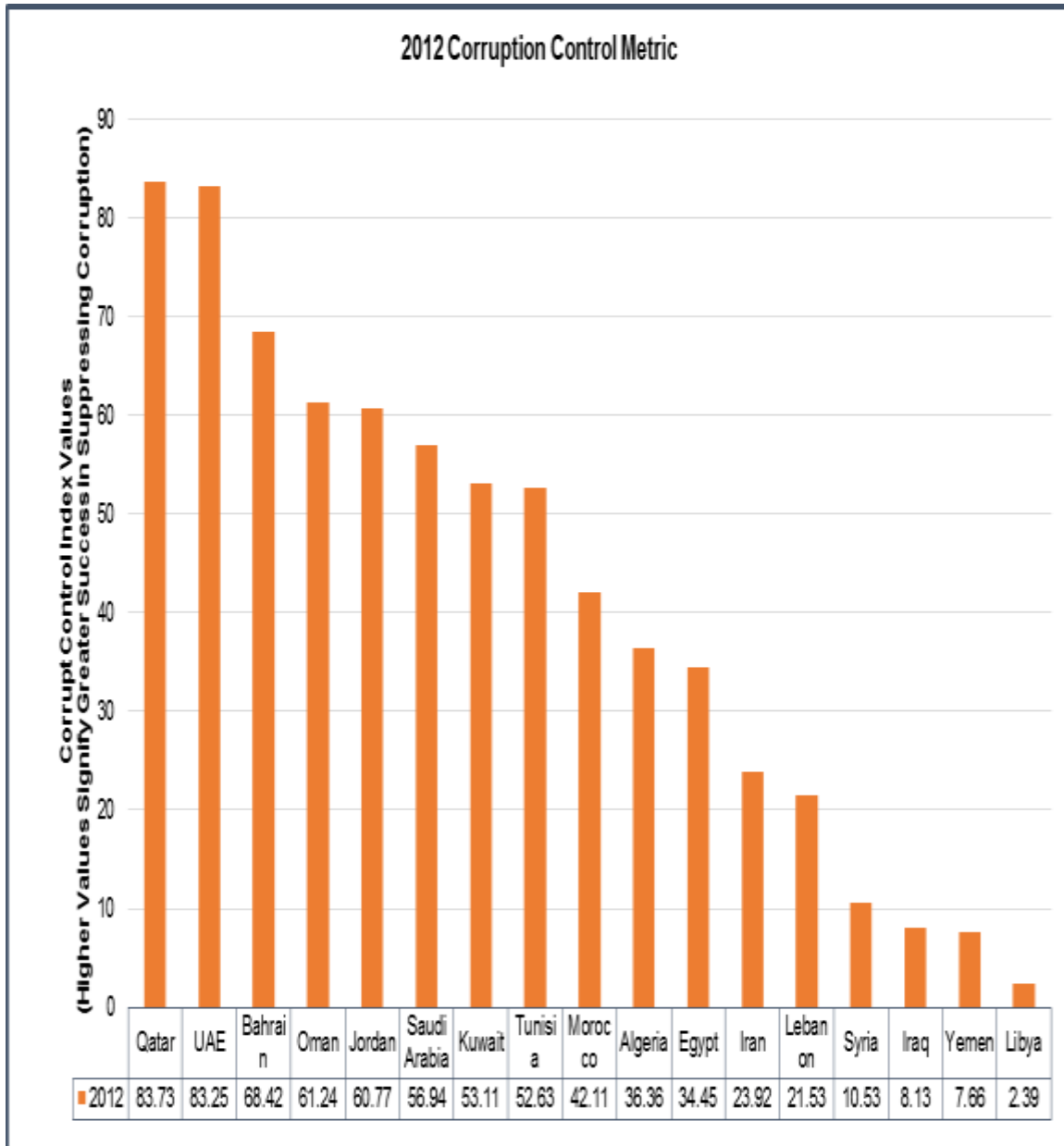


Sources: World Bank Indicators: GDP Per Capita, <http://data.worldbank.org/indicator/NY.GDP.PCAP.CD>  
 CIA World Factbook, <https://www.cia.gov/library/publications/the-world-factbook/>  
 International Monetary Fund, <http://www.imf.org>  
 Accessed April, 2014.

## Control of Corruption (by world percentile):

(Higher figures indicate greater control)

([Control of Corruption](#) “captures perceptions of the extent to which public power is exercised for private gain, including both petty and grand forms of corruption, as well as “capture” of the state by elites and private interests. )

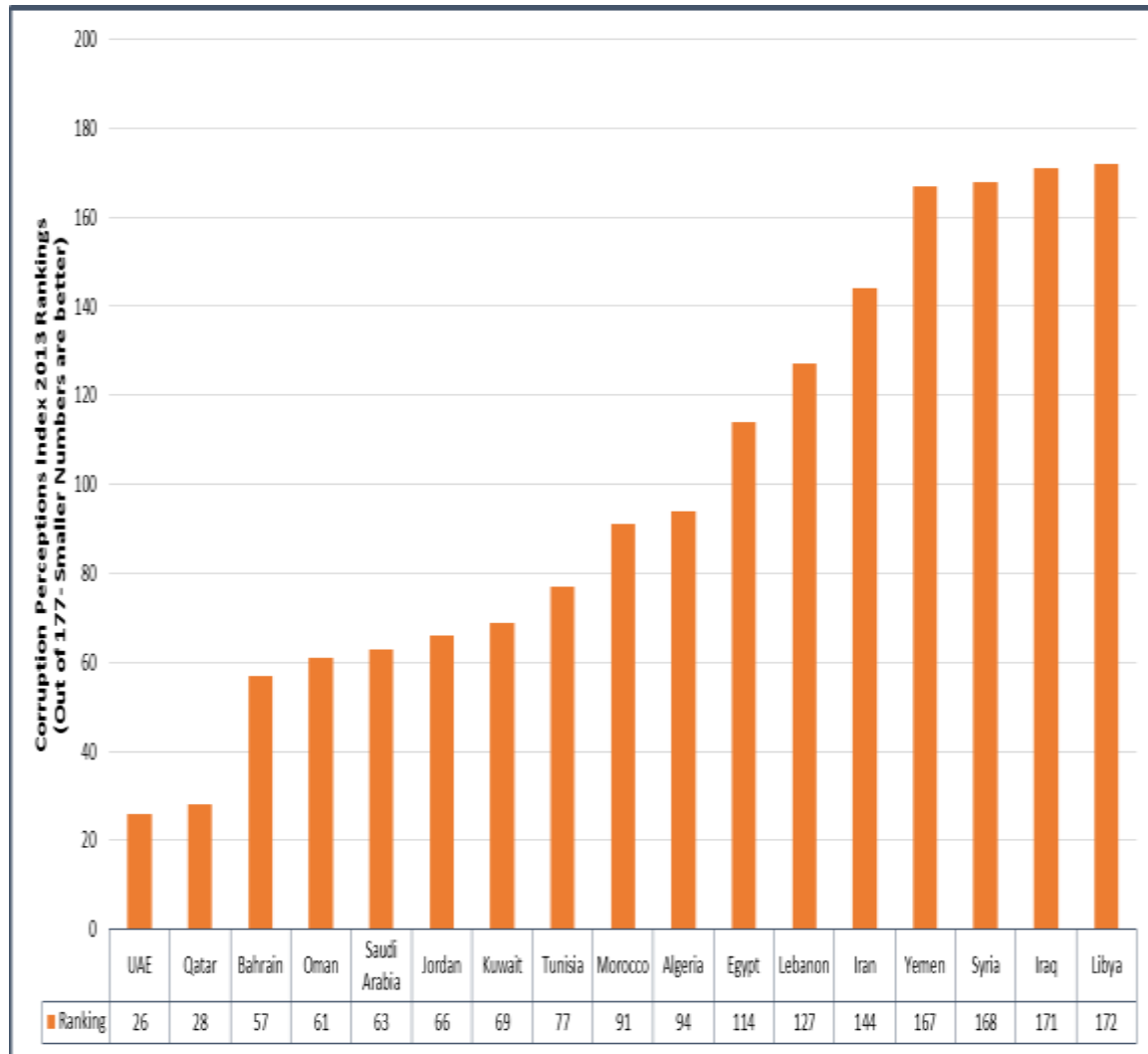


Source: World Bank Governance Indicators, Accessed January, 2012.

<http://info.worldbank.org/governance/wgi/index.asp>

## Transparency International Corruption Perceptions Ranking (Out of 177 Countries with 117<sup>th</sup> being worst in the world)

Transparency International Corruption Perceptions Index "The Corruption Perceptions Index ranks countries and territories based on how corrupt their public sector is perceived to be." The higher the ranking, the worse the country)

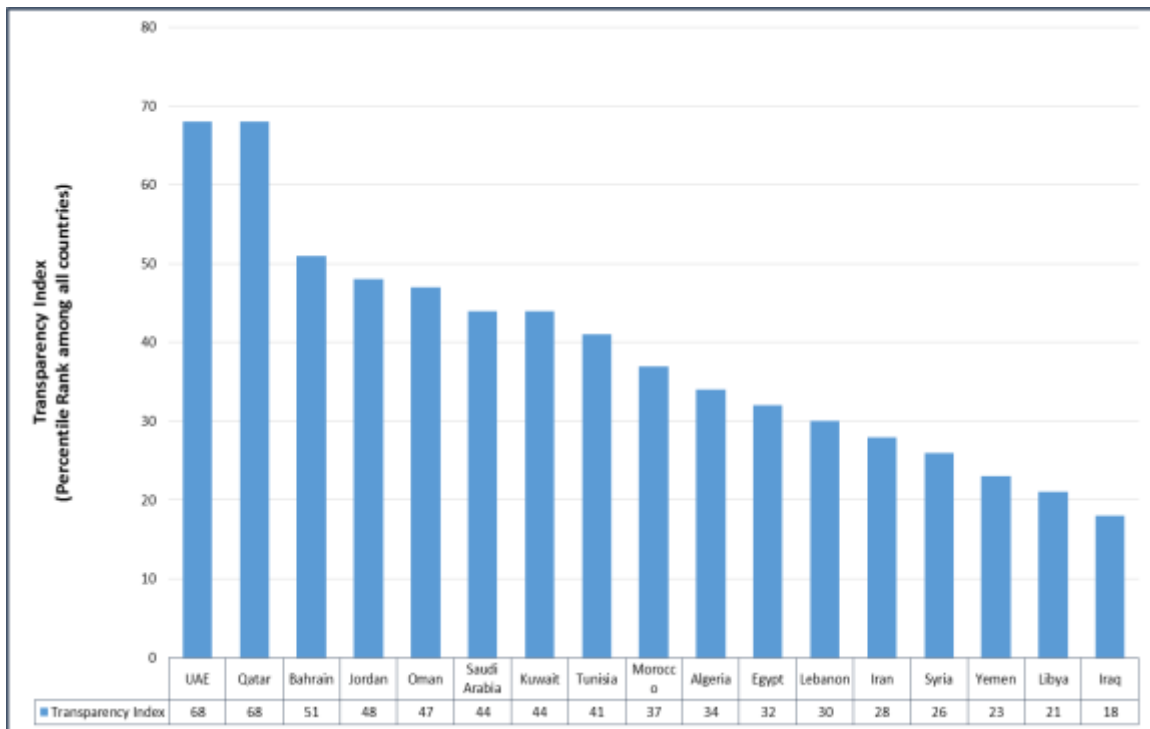


Source: Transparency International Corruption Perceptions Index, Accessed April 2014.

<http://cpi.transparency.org/cpi2013/results/>

## Transparency International Transparency Ranking (Out of 177 Countries with 117<sup>th</sup> being worst in the world)

Transparency International Corruption Perceptions Index “The Transparency Index ranks countries and territories based on transparent their public sector is perceived to be.” The lower the ranking, the worse the country.)

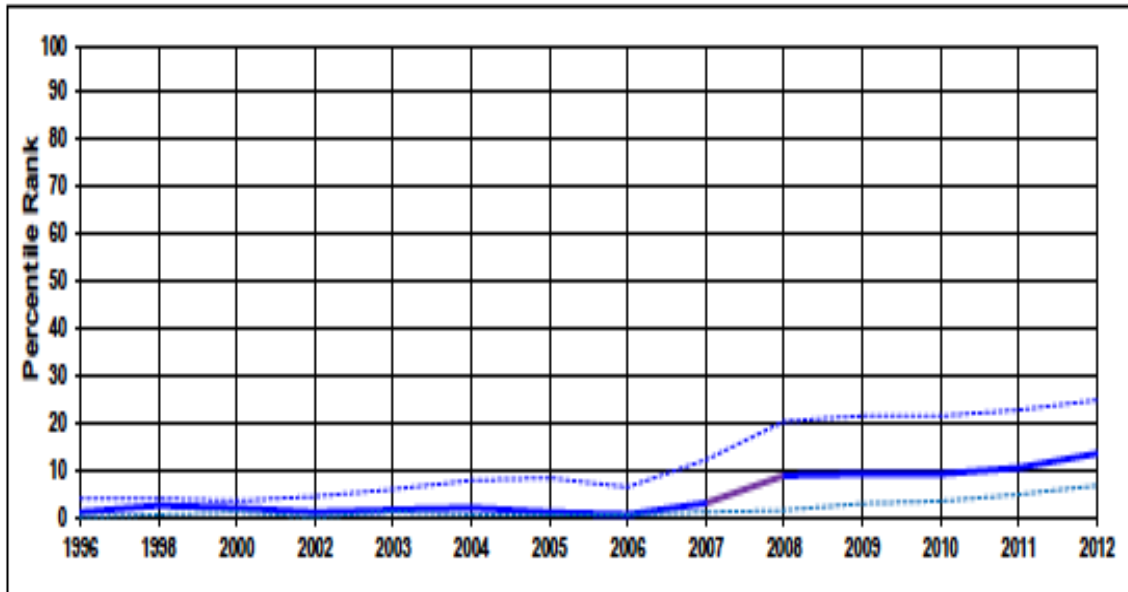


Source: Transparency International Corruption Perceptions Index, Accessed April 2014.

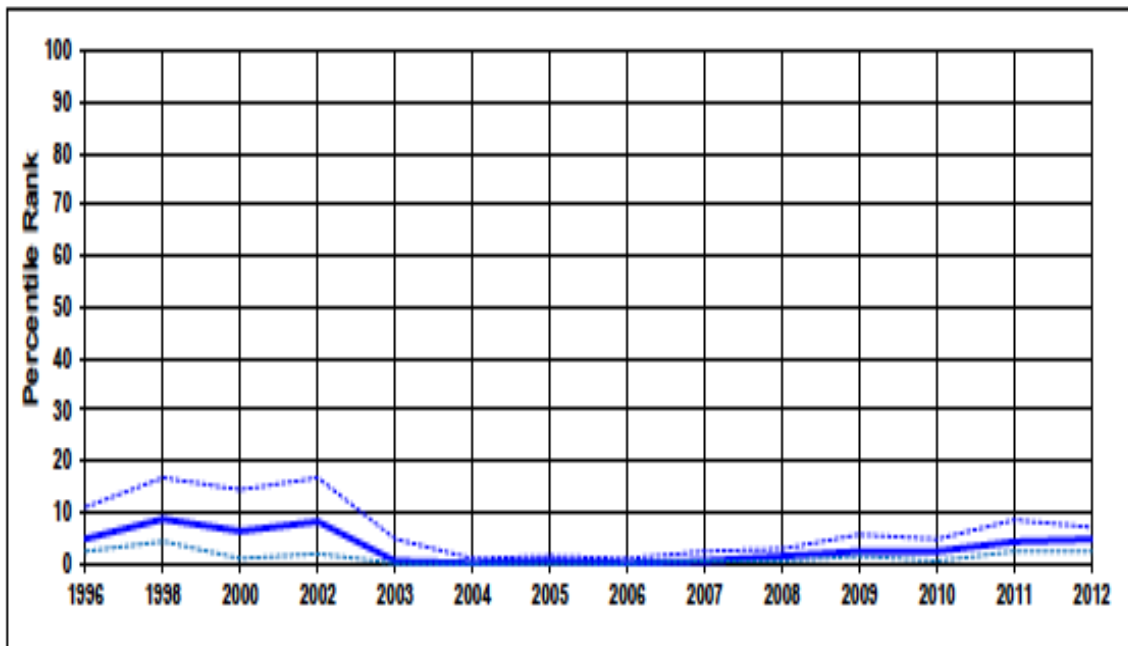
<http://cpi.transparency.org/cpi2013/results/>

## Iraq's Status in World Bank Worldwide Governance Indicators

Aggregate Indicator: Government Effectiveness

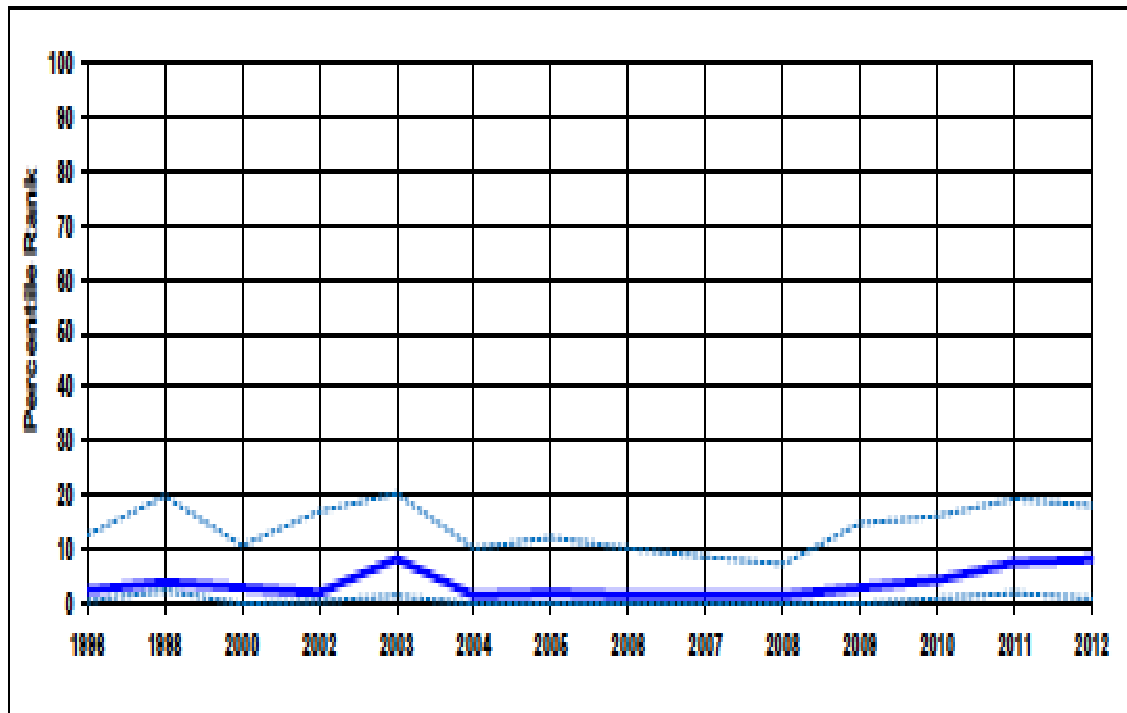
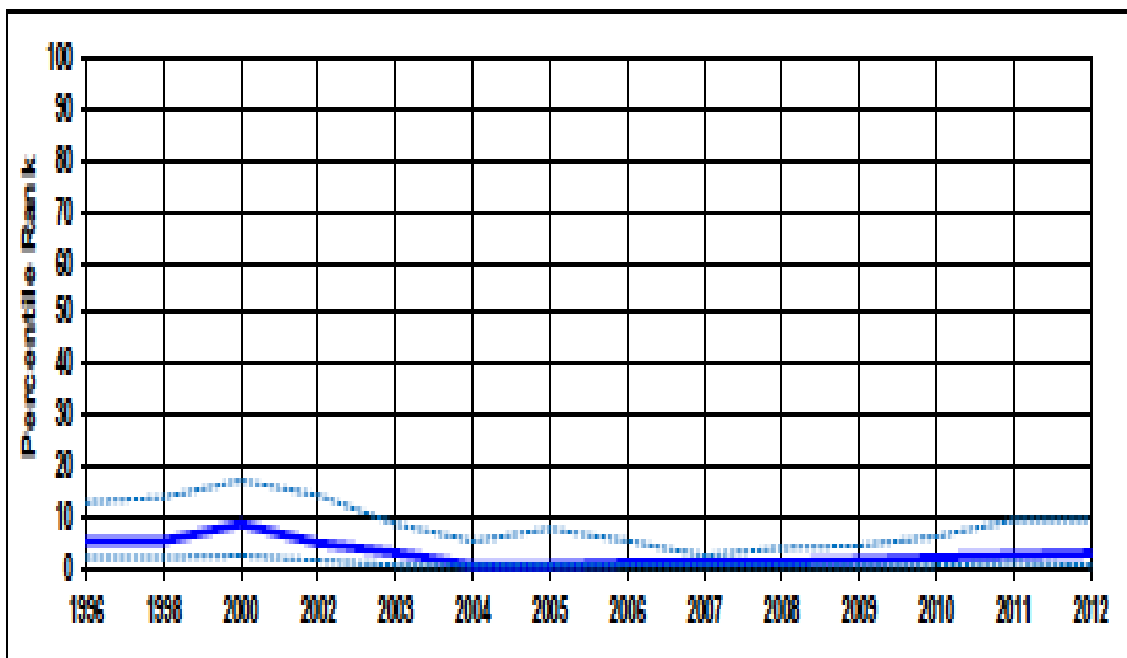


Aggregate Indicator: Political Stability and Absence of Violence

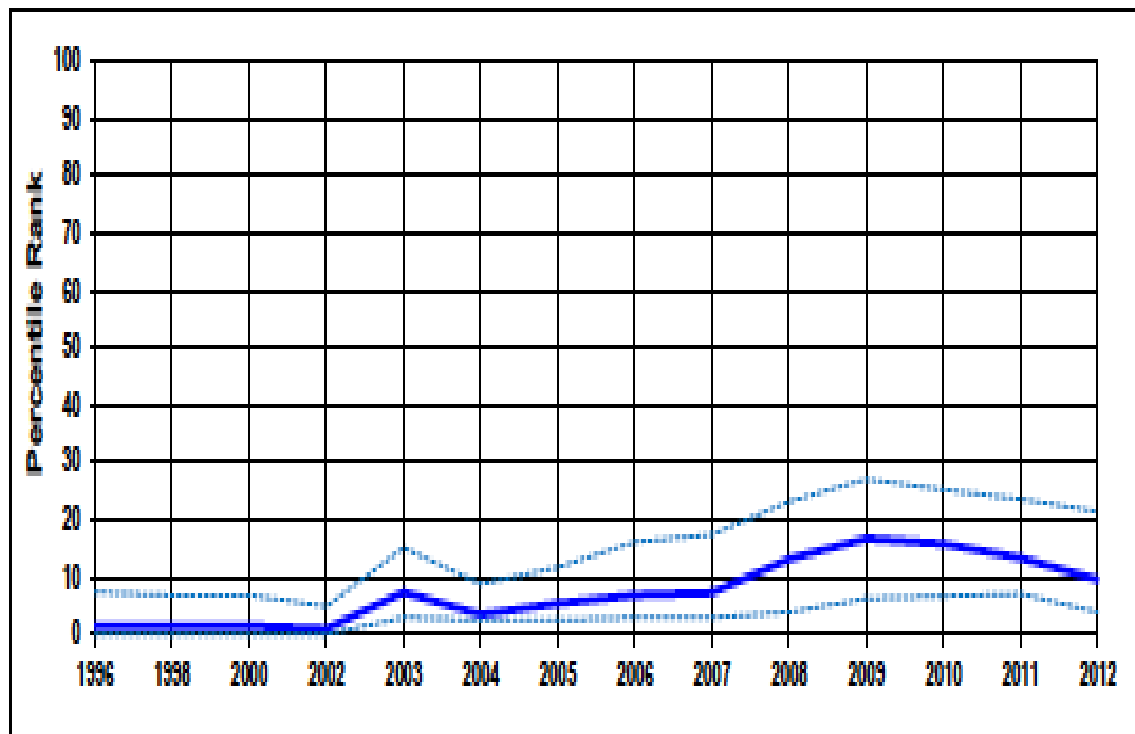
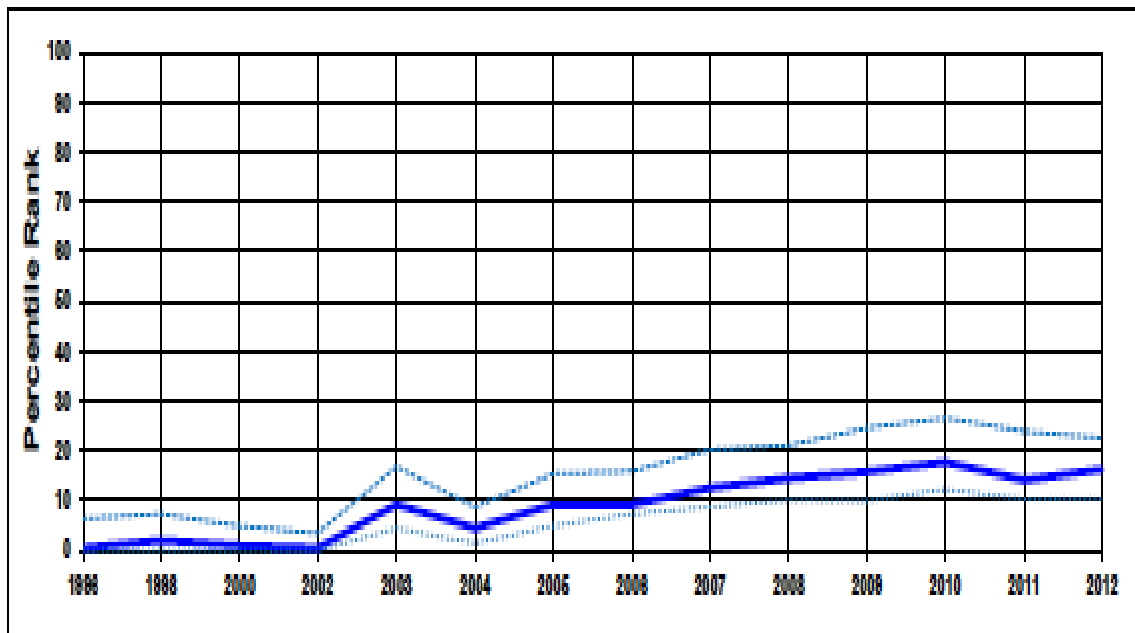


Source: World Bank, worldwide Governance Indicators, 2013, [nfo.worldbank.org/governance/wgi/index.aspx#countryReports](http://nfo.worldbank.org/governance/wgi/index.aspx#countryReports).



**Aggregate Indicator: Control of Corruption****Aggregate Indicator: Rule of Law**

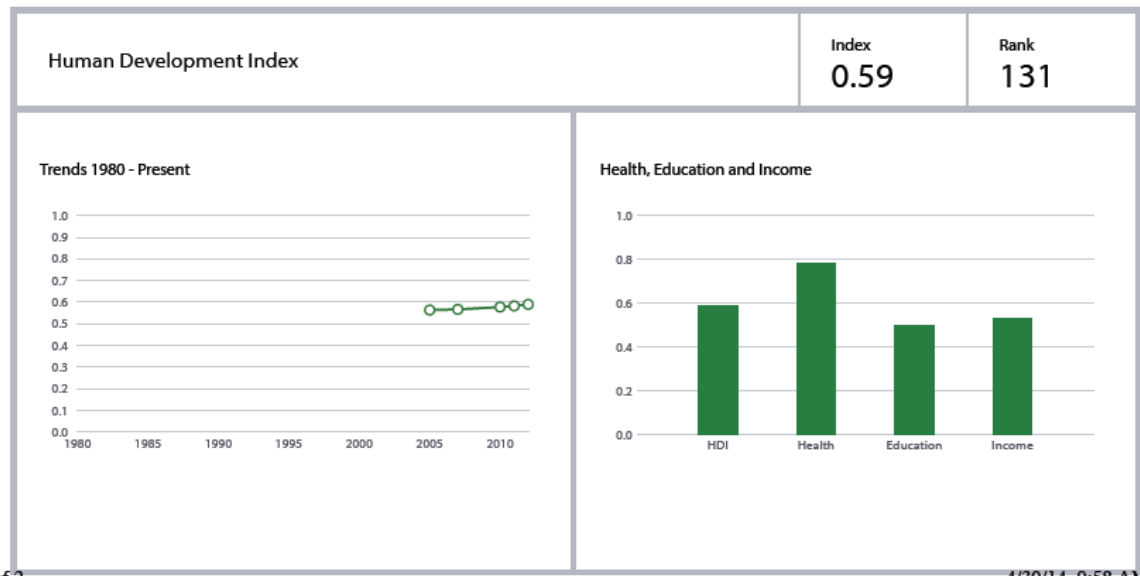
Source: World Bank, worldwide Governance Indicators, 2013, [info.worldbank.org/governance/wgi/index.aspx#countryReports](http://info.worldbank.org/governance/wgi/index.aspx#countryReports).

**Aggregate Indicator: Regulatory Quality****Aggregate Indicator: Voice & Accountability**

Source: World Bank, worldwide Governance Indicators, 2013,  
[info.worldbank.org/governance/wgi/index.aspx#countryReports](http://info.worldbank.org/governance/wgi/index.aspx#countryReports).

# UN Human Development Indicators

## Human Development Indicators



## World Ranking of Iraq Compared to Other Neighboring States

### Country

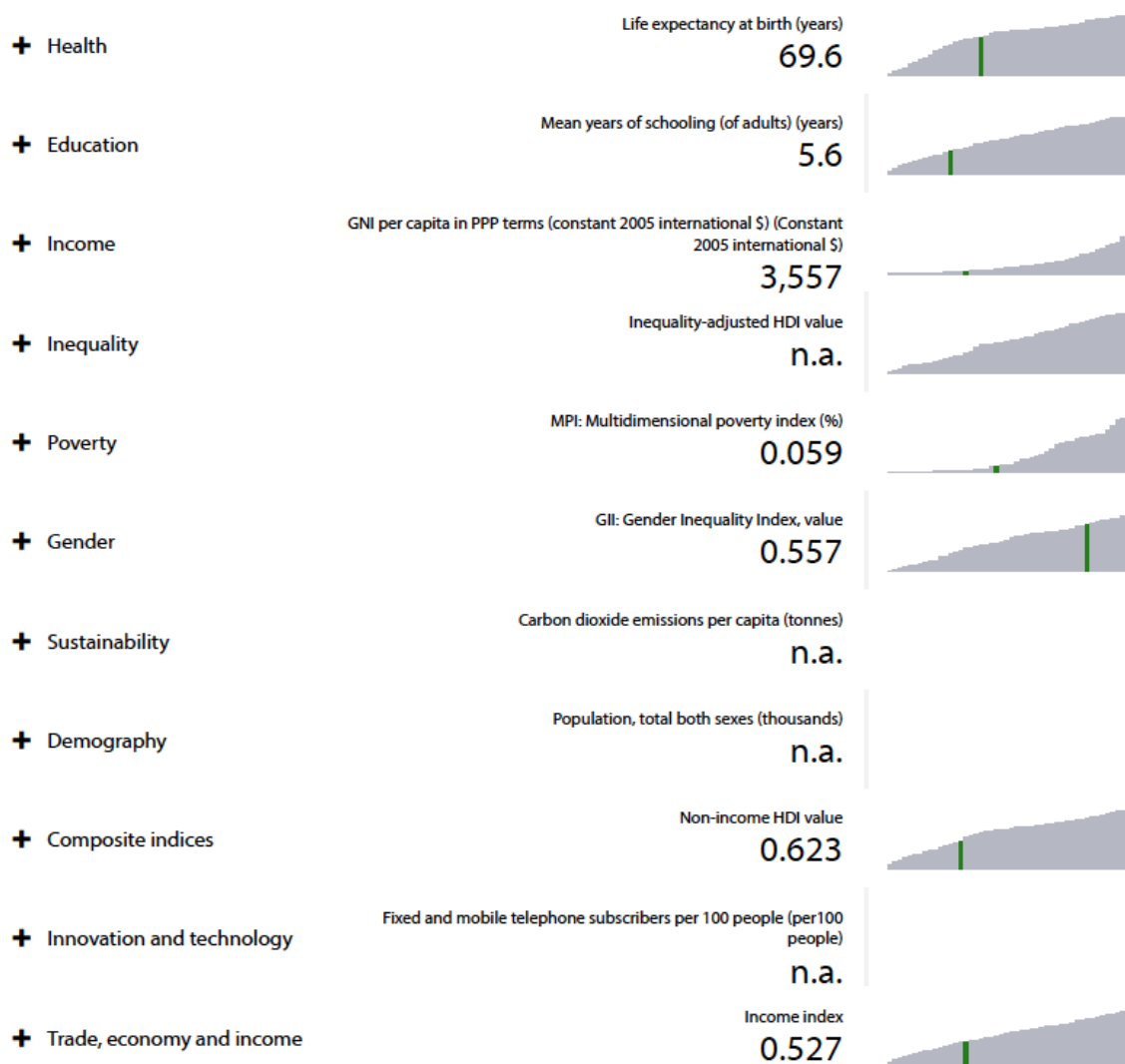
### Worldwide Ranking in 2012

|              |            |
|--------------|------------|
| Bahrain      | 48         |
| Egypt        | 112        |
| Iran         | 76         |
| <b>Iraq</b>  | <b>131</b> |
| Israel       | 16         |
| Jordan       | 100        |
| Kuwait       | 54         |
| Lebanon      | 72         |
| Oman         | 84         |
| Qatar        | 36         |
| Saudi Arabia | 57         |
| Syria        | 116        |
| UAE          | 41         |
| Yemen        | 160        |

United Nations, Human Development Indicators, 2012,

<https://data.undp.org/dataset/HDI-Indicators-by-Country-2012/nz26-sffk?>

And <http://hdr.undp.org/en/countries/profiles/IRQ>.



United Nations, Human Development Indicators, 2012,  
<https://data.undp.org/dataset/HDI-Indicators-by-Country-2012/nz26-sffk?>,  
 and <http://hdr.undp.org/en/countries/profiles/IRQ>.

### Human Development Index (HDI)

The HDI is a summary measure for assessing long-term progress in three basic dimensions of human development: a long and healthy life, access to knowledge and a decent standard of living. As in the 2011 HDR a long and healthy life is measured by life expectancy. Access to knowledge is measured by: i) mean years of schooling for the adult population, which is the average number of years of education received in a life-time by people aged 25 years and older; and ii) expected years of schooling for children of school-entrance age, which is the total number of years of schooling a child of school-entrance age can expect to receive if prevailing patterns of age-specific enrolment rates stay the same throughout

the child's life. Standard of living is measured by Gross National Income (GNI) per capita expressed in constant 2005 international dollars converted using purchasing power parity (PPP) rates.

To ensure as much cross-country comparability as possible, the HDI is based primarily on international data from the United Nations Population Division, the United Nations Educational, Scientific and Cultural Organization (UNESCO) Institute for Statistics (UIS) and the World Bank. As stated in the introduction, the HDI values and ranks in this year's report are not comparable to those in past reports (including the 2011 HDR) because of a number of revisions done to the component indicators by the mandated agencies.

To allow for assessment of progress in HDIs, the 2013 report includes recalculated HDIs from 1980 to 2012.

### Iraq's HDI value and rank

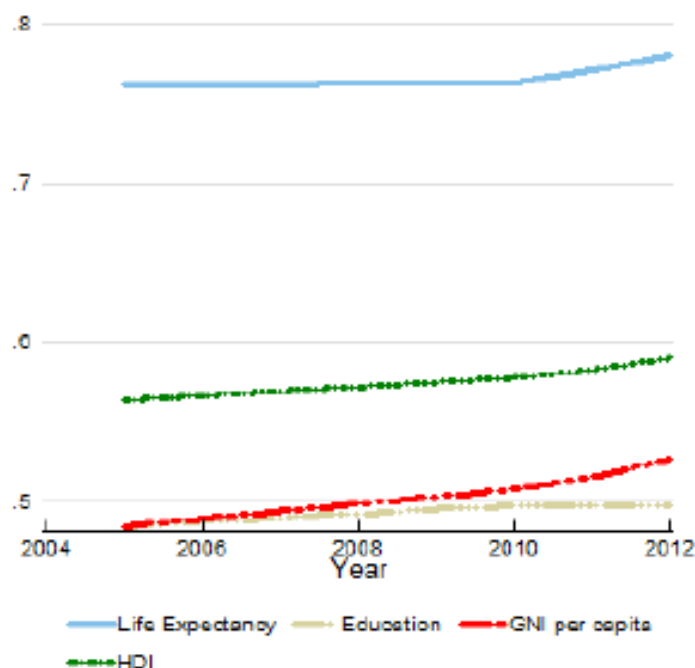
Iraq's HDI value for 2012 is 0.590—in the medium human development category—positioning the country at 131 out of 187 countries and territories. Between 2005 and 2012, Iraq's HDI value increased from 0.564 to 0.590, an increase of 5 percent or average annual increase of about 0.6 percent. The rank of Iraq's HDI for 2011 based on data available in 2012 and methods used in 2012 was 132 out of 187 countries. In the 2011 HDR, Iraq was ranked 132 out of 187 countries. However, it is misleading to compare values and rankings with those of previously published reports, because the underlying data and methods have changed.

Table A reviews Iraq's progress in each of the HDI indicators. Between 1980 and 2012, Iraq's life expectancy at birth increased by 13.1 years, mean years of schooling increased by 4.1 years and expected years of schooling decreased by 0.5 years. Iraq's GNI per capita increased by about 33 percent between 2005 and 2012.

**Table A: Iraq's HDI trends based on consistent time series data, new component indicators and new methodology**

|      | Life expectancy at birth | Expected years of schooling | Mean years of schooling | GNI per capita (2005 PPP\$) | HDI value |
|------|--------------------------|-----------------------------|-------------------------|-----------------------------|-----------|
| 1980 | 56.5                     | 10.5                        | 1.5                     |                             |           |
| 1985 | 57.2                     | 9.9                         | 2.1                     |                             |           |
| 1990 | 67.5                     | 9.7                         | 2.9                     |                             |           |
| 1995 | 71.3                     | 9.7                         | 3.9                     |                             |           |
| 2000 | 70.8                     | 8.7                         | 4.8                     |                             |           |
| 2005 | 68.4                     | 10                          | 5.3                     | 2,670                       | 0.564     |
| 2010 | 68.5                     | 10                          | 5.6                     | 3,117                       | 0.578     |
| 2011 | 69                       | 10                          | 5.6                     | 3,307                       | 0.583     |
| 2012 | 69.6                     | 10.0                        | 5.6                     | 3,557                       | 0.590     |

Figure 1 below shows the contribution of each component index to Iraq's HDI since 2005.

**Figure 1: Trends in Iraq's HDI component indices 2005-2012**

### Assessing progress relative to other countries

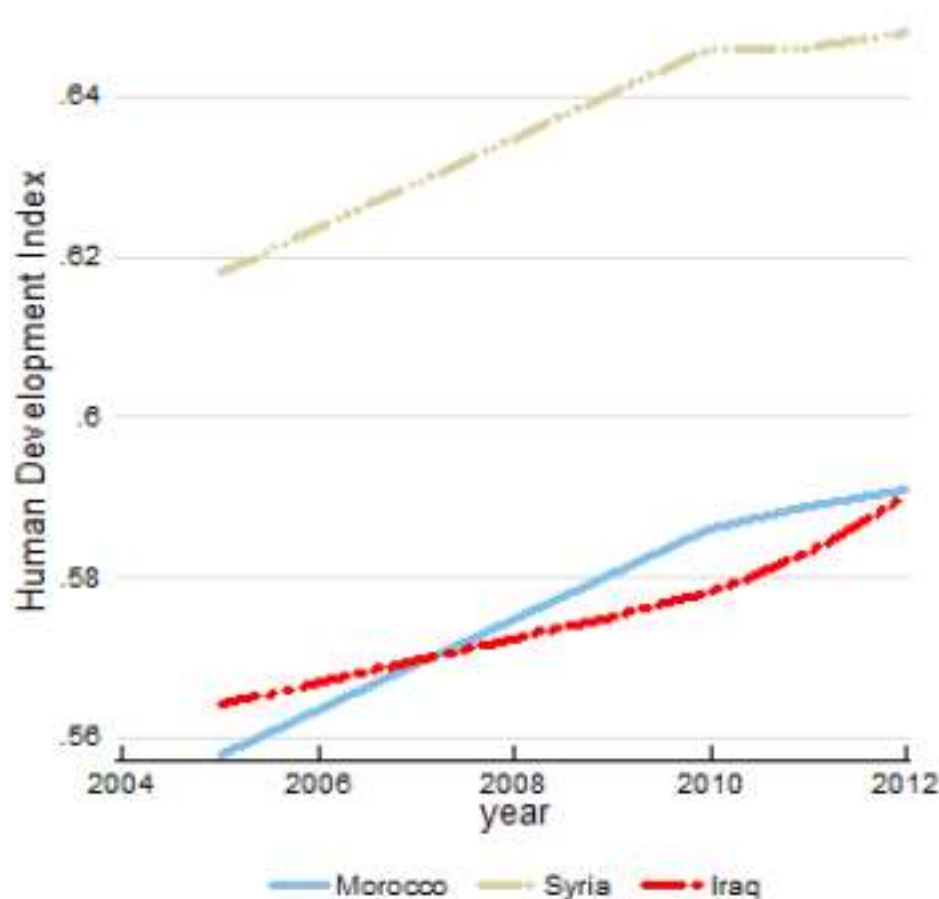
Long-term progress can be usefully assessed relative to other countries—both in terms of geographical location and HDI value. For instance, during the period between 2005 and 2012 Iraq, Morocco and Syria experienced different degrees of progress toward increasing their HDIs (see figure 2).

Iraq's 2012 HDI of 0.590 is below the average of 0.64 for countries in the medium human development group and below the average of 0.652 for countries in Arab States. From Arab States, countries which are close to Iraq in 2012 HDI rank and population size are Algeria and Saudi Arabia, which have HDIs ranked 93 and 57 respectively (see table B).

Iraq's 2012 HDI of 0.590 is below the average of 0.64 for countries in the medium human development group and below the average of 0.652 for countries in Arab States. From Arab States, countries which are close to Iraq in 2012 HDI rank and population size are Algeria and Saudi Arabia, which have HDIs ranked 93 and 57 respectively (see table B).

**Table B: Iraq's HDI indicators for 2012 relative to selected countries and groups**

|                     | HDI value | HDI rank | Life expectancy at birth | Expected years of schooling | Mean years of schooling | GNI per capita (PPP US\$) |
|---------------------|-----------|----------|--------------------------|-----------------------------|-------------------------|---------------------------|
| <b>Iraq</b>         | 0.590     | 131      | 69.6                     | 10.0                        | 5.6                     | 3,557                     |
| <b>Algeria</b>      | 0.713     | 93       | 73.4                     | 13.6                        | 7.6                     | 7,418                     |
| <b>Saudi Arabia</b> | 0.782     | 57       | 74.1                     | 14.3                        | 7.8                     | 22,616                    |
| <b>Arab States</b>  | 0.652     | —        | 71                       | 10.6                        | 6                       | 8,317                     |
| <b>Medium HDI</b>   | 0.64      | —        | 69.9                     | 11.4                        | 6.3                     | 5,428                     |

**Figure 2: Trends in Iraq's HDI 2005-2012****Inequality-adjusted HDI (IHDI)**

The HDI is an average measure of basic human development achievements in a country. Like all averages, the HDI masks inequality in the distribution of human development across the population at the country level. The 2010 HDR introduced the Inequality Adjusted HDI (IHDI), which takes into account inequality in all three dimensions of the HDI by 'discounting' each dimension's average value according to its level of inequality. The HDI can be viewed as an index of 'potential' human development and the IHDI as an index of actual human development. The 'loss' in potential human development due to inequality is given by the difference between the HDI and the IHDI, and can be expressed as a percentage. (For more details see technical note 2). Due to a lack of relevant data, the IHDI has not been calculated for this country.

**Gender Inequality Index (GII)**

The Gender Inequality Index (GII) reflects gender-based inequalities in three dimensions – reproductive health, empowerment, and economic activity. Reproductive health is measured by maternal mortality and adolescent fertility rates; empowerment is measured by the share of parliamentary seats held by each gender and attainment at secondary and higher education by each gender; and economic activity is measured by the labour market participation rate for each gender. The GII replaced the previous Gender-related Development Index and Gender Empowerment Index. The GII shows the loss in human development due to inequality between female and male achievements in the three GII dimensions. (For more details on GII please see

Technical note 3 in the Statistics Annex).

Iraq has a GII value of 0.557, ranking it 120 out of 148 countries in the 2012 index. In Iraq, 25.2 percent of parliamentary seats are held by women, and 22 percent of adult women have reached a secondary or higher level of education compared to 42.7 percent of their male counterparts. For every 100,000 live births, 63 women die from pregnancy related causes; and the adolescent fertility rate is 85.9 births per 1000 live births. Female participation in the labour market is 14.5 percent compared to 69.3 for men.

In comparison Algeria and Saudi Arabia are ranked at 74 and 145 respectively on this index.

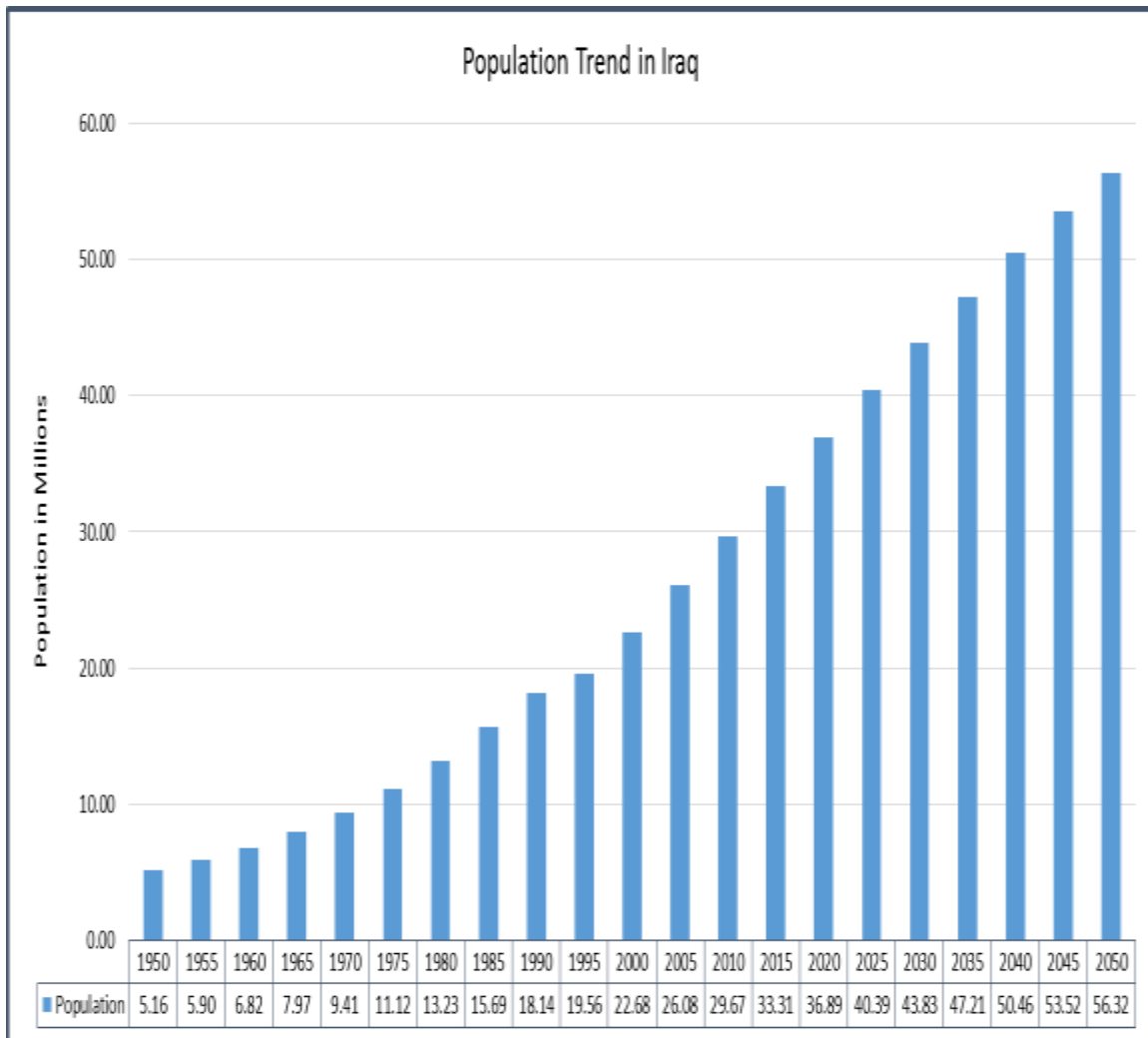
**Table D: Iraq's GII for 2012 relative to selected countries and groups**

|                     | GII value | GII Rank | Maternal mortality ratio | Adolescent fertility rate | Female seats in parliament (%) | Population with at least secondary education (%) |      | Labour force participation rate (%) |      |
|---------------------|-----------|----------|--------------------------|---------------------------|--------------------------------|--|------|-------------------------------------|------|
|                     |           |          |                          |                           |                                | Female   | Male | Female                              | Male |
| <b>Iraq</b>         | 0.557     | 120      | 63                       | 85.9                      | 25.2                           | 22   | 42.7 | 14.5                                | 69.3 |
| <b>Algeria</b>      | 0.391     | 74       | 97                       | 6.1                       | 25.6                           | 20.9   | 27.3 | 15                                  | 71.9 |
| <b>Saudi Arabia</b> | 0.682     | 145      | 24                       | 22.1                      | 0.1                            | 50.3   | 57.9 | 17.7                                | 74.1 |
| <b>Arab States</b>  | 0.555     | —        | 176                      | 39.2                      | 13                             | 31.8   | 44.7 | 22.8                                | 74.1 |
| <b>Medium HDI</b>   | 0.457     | —        | 121                      | 44.7                      | 18.2                           | 42.1   | 58.8 | 50.5                                | 79.9 |



# The Unmet Demographic Challenge

(Population Growth in Millions)



**Population in 2014: 32.6 million**

**Age Structure:**

- **Median age: 21.4 years**
- **0-14 years: 36.7% (male 6,093,069/female 5,878,590)**
- **15-24 years: 19.6% (male 3,237,212/female 3,142,202)**

**Labor Force: 8.9 million**

**Dependency Ratio = 76.2%**

**New entrants to the labor force each year**

- **Men = 332,000**
- **Women = 322,000**

Source: United States Census Bureau, International Data Base, Accessed April 2014.

<http://www.census.gov/population/international/data/idb/informationGateway.php> and CIA World Factbook May 1, 2014, <https://www.cia.gov/library/publications/the-world-factbook/geos/iz.html>.

<http://www.census.gov/population/international/data/idb/informationGateway.php>.

## World Bank, IFC, Economy Profile

Economies are ranked from 1 to 189 by the ease of doing business index. For each economy the index is calculated as the ranking on the simple average of its percentile rankings on each of the 10 topics included in the index in *Doing Business 2014*: starting a business, dealing with construction permits, getting electricity, registering property, getting credit, protecting investors, paying taxes, trading across borders, enforcing contracts and resolving insolvency. The ranking on each topic is the simple average of the percentile rankings on its component indicators (see the data notes for more details). The employing workers indicators are not included in this year's aggregate ease of doing business ranking, but the data are presented in this year's economy profile.

### ECONOMY OVERVIEW

**Region:** Middle East & North Africa

**Income category:** Upper middle income

**Population:** 32,578,209

**GNI per capita (US\$):** 5,870

**DB2014 rank:** 151

**DB2013 rank:** 155\*

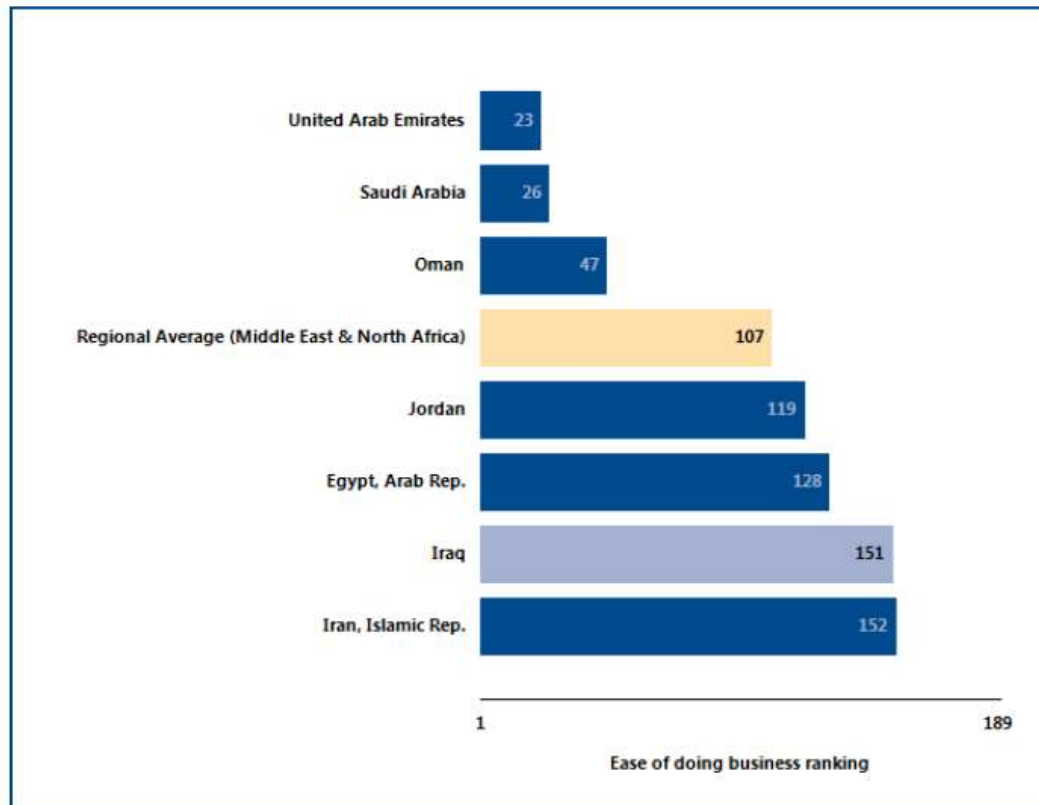
**Change in rank:** 4

**DB 2014 DTF:** 50.74

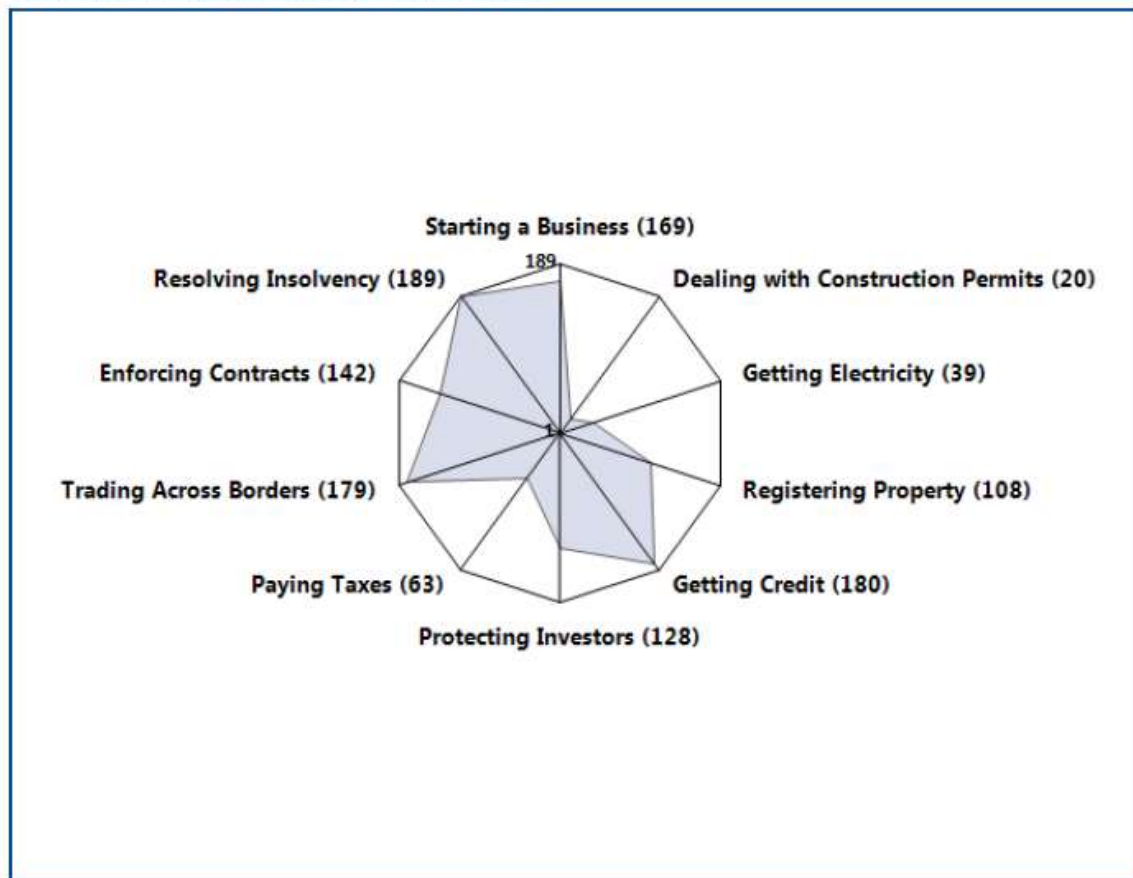
**DB 2013 DTF:** 50.07

**Change in DTF:** 0.64

Figure 1.2 How Iraq and comparator economies rank on the ease of doing business



Source: World Bank, IFC, Doing Business 2014, Economy Profile Iraq,  
<http://www.doingbusiness.org/data/exploreeconomies/iraq/~media/giawb/doing%20business/documents/profiles/country/IRQ.pdf>.

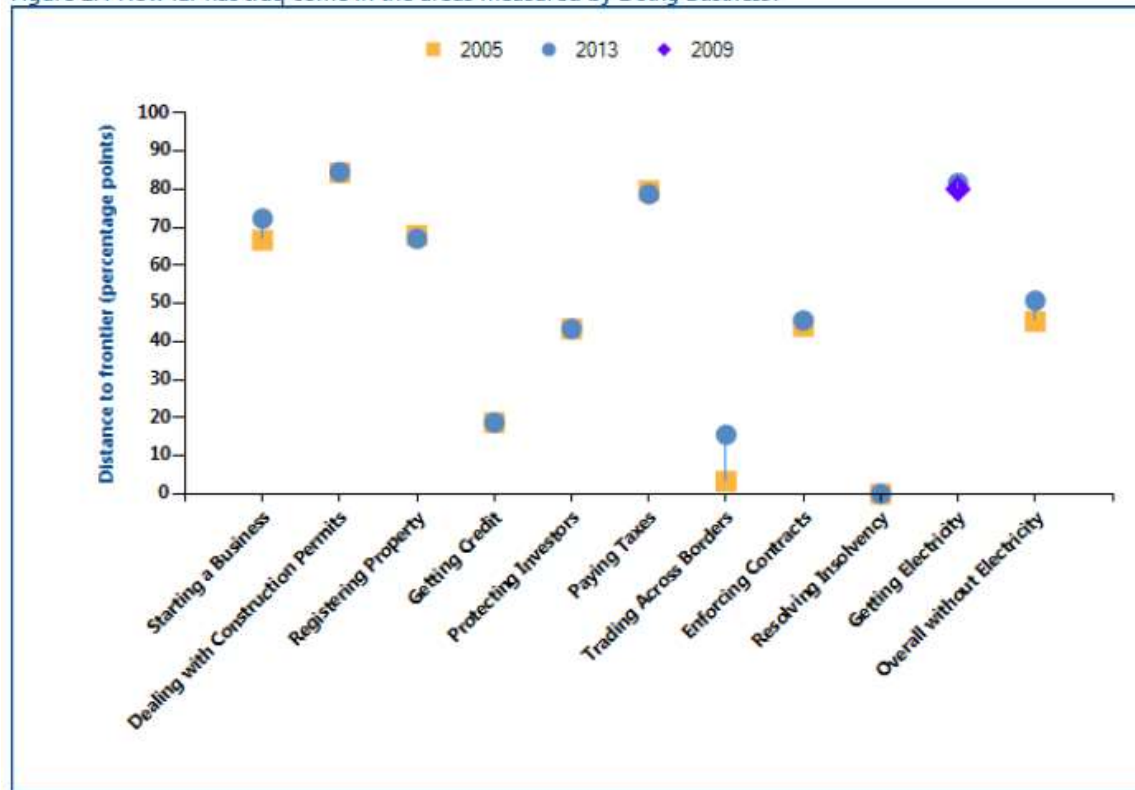
Figure 1.3 How Iraq ranks on *Doing Business* topics

Source: *Doing Business* database.

Just as the overall ranking on the ease of doing business tells only part of the story, so do changes in that ranking. Yearly movements in rankings can provide some indication of changes in an economy's regulatory environment for firms, but they are always relative. Moreover, year-to-year changes in the overall rankings do not reflect how the business regulatory environment in an economy has changed over time—or how it has changed in different areas. To aid in assessing such changes, *Doing Business* introduced the distance to frontier measure. This measure shows how far on average an economy is from the best performance achieved by any economy on each *Doing Business* indicator since 2005, except for the getting electricity indicators, which were introduced in 2009.

Comparing the measure for an economy at 2 points in time allows users to assess how much the economy's regulatory environment as measured by *Doing Business* has changed over time—how far it has moved toward (or away from) the most efficient practices and strongest regulations in areas covered by *Doing Business* (figure 1.4).

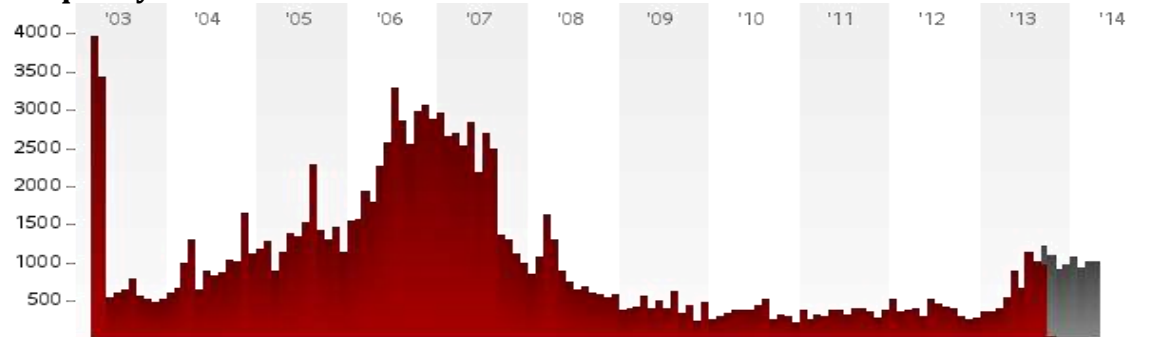
Source: World Bank, IFC, *Doing Business 2014, Economy Profile Iraq*, <http://www.doingbusiness.org/data/exploreeconomies/iraq/~media/giawb/doing%20business/documents/profiles/country/IRQ.pdf>.

Figure 1.4 How far has Iraq come in the areas measured by *Doing Business*?

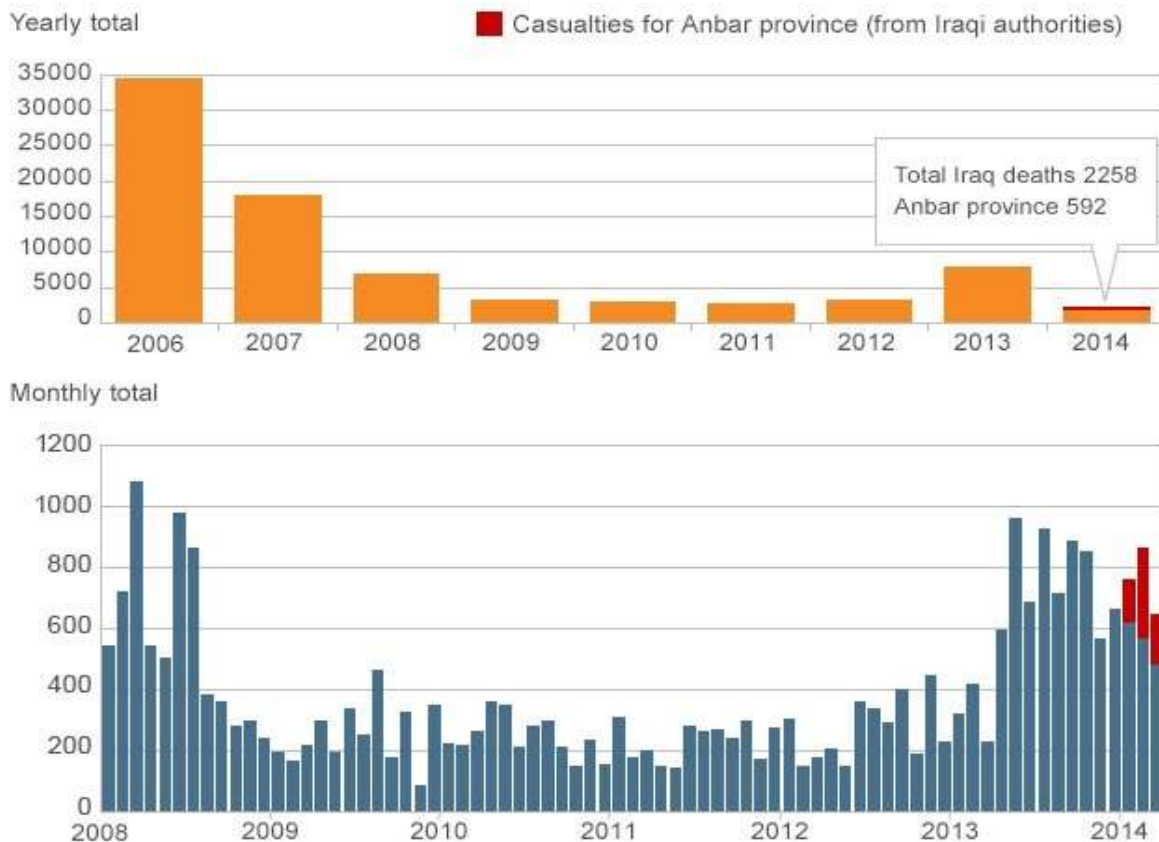
Source: World Bank, IFC, Doing Business 2014, Economy Profile Iraq,  
<http://www.doingbusiness.org/data/exploreeconomies/iraq/~media/giawb/doing%20business/documents/profiles/country/IRQ.pdf>.

## Estimates of Trends in Iraqi Civilian Casualties

### Iraq Body Count Estimate of Civilian Deaths: 2003-2014



### BBC-UN Iraqi Assistance Mission Estimate of Civilian deaths in Iraq 2008-2014



Source: UN Assistance Mission to Iraq

Source: adapted from Iraq Body Count Data Base, <https://www.iraqbodycount.org/database/>, and "Iraq: Bloodshed and strife cast pall over polls," BBC: 29 April 2014 Last updated at 19:02 ET, <http://www.bbc.com/news/world-middle-east-27201904> -- which is based on UN Assistance Mission to Iraq data (blue) and Iraqi data (red.).

## US State Department Terrorism Ranking of the Ten Worst Countries in Terms of Terrorism in 2013

| Country                  | Total Attacks | Total Killed | Total Wounded | Average Number Killed per Attack | Average Number Wounded per Attack |
|--------------------------|---------------|--------------|---------------|----------------------------------|-----------------------------------|
| <b>Iraq</b>              | 2495          | 6378         | 14956         | 2.56                             | 5.99                              |
| <b>Pakistan</b>          | 1920          | 2315         | 4989          | 1.21                             | 2.60                              |
| <b>Afghanistan</b>       | 1144          | 3111         | 3717          | 2.72                             | 3.25                              |
| <b>India</b>             | 622           | 405          | 717           | 0.65                             | 1.15                              |
| <b>Philippines</b>       | 450           | 279          | 413           | 0.62                             | 0.92                              |
| <b>Thailand</b>          | 332           | 131          | 398           | 0.39                             | 1.20                              |
| <b>Nigeria</b>           | 300           | 1817         | 457           | 6.06                             | 1.52                              |
| <b>Yemen</b>             | 295           | 291          | 583           | 0.99                             | 1.98                              |
| <b>Syria<sup>2</sup></b> | 212           | 1074         | 1773          | 5.07                             | 8.36                              |
| <b>Somalia</b>           | 197           | 408          | 485           | 2.07                             | 2.46                              |

The ten countries that experienced the most terrorist attacks in 2013 are the same as those that experienced the most terrorist attacks in 2012. The ranking in terms of total attacks increased for Iraq, the Philippines, and Syria, decreased for Pakistan, Nigeria, Yemen, and Somalia, and remained the same for Afghanistan, India, and Thailand. The number of total attacks increased for nine of the ten countries in Table 2. In Nigeria, the number of total attacks decreased 45 percent between 2012 and 2013; however, the total number killed increased 31 percent.

- Although terrorist attacks occurred in 93 different countries in 2013, they were heavily concentrated geographically. More than half of all attacks (57%) and fatalities (66%), and nearly three-quarters of all injuries (73%) occurred in three countries: Iraq, Pakistan, and Afghanistan.
- By a wide margin, the highest numbers of attacks, fatalities, and injuries took place in Iraq. The average lethality of attacks in Iraq was nearly 40 percent higher than the global average (1.84 killed per attack) and 33 percent higher than the 2012 average in Iraq (1.92).
- The average lethality of attacks in Syria (5.07) and Nigeria (6.06) exceeded the global average by 176 percent and 229 percent, respectively. As in 2012, the average number of people wounded in attacks in Syria in 2013 was particularly high at 8.36. This was 149 percent higher than the global average for injuries (3.36), but 38 percent lower than the average number injured in terrorist attacks in Syria in 2012.
- Among the ten countries that experienced the most terrorist attacks in 2013, the average number killed per attack was lower than the global average for five (Pakistan, India, the Philippines, Thailand, and Yemen), and the average number wounded per attack was lower than the global average for eight (Pakistan, Afghanistan, India, the Philippines, Thailand, Nigeria, Yemen, and Somalia).

- Compared to 2012, there were more than twice as many terrorist attacks reported in Iraq in 2013. Likewise, the total number killed increased 162 percent and the total number wounded increased 125 percent over the previous year.
- Despite the fact that far more deaths due to terrorist attacks occurred in Iraq than any other country, none of the 15 most lethal individual attacks in 2013 occurred in Iraq. Instead, terrorism in Iraq continues to be marked by extremely deadly coordinated attacks. On 113 occasions in 2013, there were more than 10 attacks on a single day within a particular country and more than two-thirds of them (68%) took place in Iraq. Likewise, there were 45 occasions in 2013 when more than 50 people were killed in terrorist attacks in a particular country on one day and more than half of these highly lethal days (51%) occurred in Iraq.
- For the vast majority of terrorist attacks in Iraq (84.1%), no perpetrator group was identified. Of the remaining attacks, more than 98 percent were attributed to al-Qa'ida in Iraq, which began referring to itself as the Islamic State of Iraq and the Levant in 2013.
- More than three-quarters of all attacks in Iraq were classified as bombings/explosions and more than 9 percent were suicide attacks. An additional 15.3 percent were armed assaults, and 5.9 percent were assassinations, often targeting government figures and police leadership. The most common types of targets in Iraq were private citizens and property (35.8%), police (26.8%), and general (non-diplomatic) government (9.3%).
- Attacks in Iraq were heavily concentrated in Baghdad (46.3%), but also occurred in many other cities. The next most frequently attacked location was Mosul, where 10.2 percent of all attacks took place.

Source: US State Department, **Annex of Statistical Information, *Country Reports on Terrorism 2013***, April 2014, pp. 4-5



## **US State Department Iraq 2013 Human Rights Report**

*Note: This report was updated 4/01/14; see Appendix H: Errata for more information.*

Iraq is a constitutional parliamentary republic. Prime Minister Nouri Kamal Maliki secured a second term in office after free and fair elections in 2010. While all major political parties participated in the government, significant unresolved problems continued to hamper its operation. Authorities maintained effective control over the security forces. Security forces and armed militias committed serious human rights abuses as rising levels of terrorist violence, corruption, and organizational dysfunction undermined effective protection of human rights.

Severe human rights problems persisted. The three most important were: politically motivated sectarian and ethnic killings, including by the resurgent terrorist network led by al-Qaida and its affiliate, the Islamic State of Iraq and the Levant (ISIL), formerly known as al-Qaida in Iraq (AQI); torture and abuses by government actors and illegal armed groups; and a lack of governmental transparency, exacerbated by widespread corruption at all levels of government and society.

During the year the following other significant human rights problems were also reported: disappearances; harsh and life-threatening conditions in detention and prison facilities; arbitrary arrest and lengthy pretrial detention, sometimes incommunicado; continued impunity for security forces; denial of fair public trials; insufficient judicial institutional capacity; ineffective implementation of civil judicial procedures and remedies; delays in resolving property restitution claims; arbitrary interference with privacy and home; limits on freedoms of speech, press, and assembly; violence against and harassment of journalists; limits on religious freedom due to extremist threats and violence; restrictions on freedom of movement; large numbers of internally displaced persons (IDPs) and refugees; discrimination against and societal abuses of women and ethnic, religious, and racial minorities; trafficking in persons; societal discrimination and violence against individuals based on perceived sexual orientation and gender identity; and limited exercise of labor rights.

A culture of impunity largely protected members of the security services, as

well as those elsewhere in the government, from investigation and successful prosecution for human rights violations. Corruption among officials across government agencies was widespread and contributed to significant human rights abuses.

Illegally armed sectarian and ethnic groups, including terrorist groups such as AQI/ISIL, committed deadly, politically motivated acts of violence, killing with suicide bombings, improvised explosive devices, drive-by shootings, as well as kidnappings and other forms of violence. Militants and terrorists targeted fellow citizens – Shia, Sunni, as well as members of other religious groups or ethnicities – security forces, places of worship, religious pilgrims, schools, public spaces, economic infrastructure, and government officials.

US State Department, *Country Reports on Human Rights*, “Iraq,” 4/14, <http://www.state.gov/documents/organization/220565.pdf>, pp. 1-2.

## **Iraq - Country of Concern: latest Update, 31 March 2013**

Published 10 April 2014

Progress and engagement on human rights issues remained difficult between January and March 2014. The increase in terrorist violence seen since April 2013 continued, with the UN reporting over 2,000 people killed in the last three months. Violence continued to be directed at civilians on an almost daily basis. Targets included government offices, markets and shops.

We were also concerned by increasing violence by extremist groups, including the Islamic State of Iraq and the Levant (ISIL), operating in northern and western Iraq. We were particularly concerned by continuing fighting between Iraqi Security Forces (ISF) and ISIL in Anbar where ISIL still control parts of the cities of Fallujah and Ramadi. In addition to the loss of life, over 400,000 people are reported to have been displaced by fighting in Anbar. Although the government is putting in place steps to enable those who have been displaced to vote from their current locations in the forthcoming parliamentary election, there is a risk that this displacement may affect voter participation.

Minister for the Middle East, Hugh Robertson, issued a statement expressing concern about developments in Anbar on 6 January, in which he reaffirmed the UK's commitment to stand alongside the Iraqi government in combating terrorism, but also the need for an inclusive political process. The Foreign Secretary discussed the situation in Fallujah and the deteriorating security situation with the Iraqi Foreign Minister when they spoke on 5 February. The Foreign & Commonwealth Office's Director for the Middle East led a UK delegation to Baghdad's first International Counter-Terrorism Conference on 11-13 March, and held meetings with Prime Minister Nouri al-Maliki, Foreign Minister Zebari and Deputy Prime Ministers Mutlaq and Shahrastani. The UK was clear that, to be effective, efforts to tackle terrorism should build support from local communities and required an effective justice system that respects human rights.

We are also concerned by attacks on candidates and other attempts to disrupt the democratic process in the run-up to parliamentary elections on 30 April. It is essential that elections are free, fair, transparent, and held on time.

A number of people have been executed in the last three months, and we continue to have grave concerns about both Iraq's increased application of the death penalty, and the lack of transparency around death penalty cases. This included the mass execution of 26 people on 19 January, 11 on 23 January, 6 on 27 February, and a further 7 on 13 March. We raised our serious concerns with the Iraqi government, including when the UK Ambassador Baghdad met the Senior Deputy Minister for the Interior on 22 January.

In February, Human Rights Watch published a report on the treatment of women in Iraqi detention facilities, which claimed that women are routinely raped and tortured. We share

HRW's concerns about this issue, and its assessment that women are often targeted by Iraqi Security Forces in order to harass male relatives. The government of Iraq's response to the report has been disappointing, with both the Ministry of Human Rights, and the Ministry of Justice, stating that abuse and mistreatment is rare, and only occurs in exceptional cases.

On 25 February, the Council of Ministers approved a sectarian draft Personal Status Law for Shia Iraqis, which had been rejected last year. Many Iraqis from all communities had serious concerns about a draft law that would create inequality between citizens before the law, and would be a step backwards for the rights of women and girls (by applying only to the country's majority Shia population, the law would exacerbate sectarianism; and its proposals include lowering the minimum age for marriage for girls to nine, legalising marital rape, and preventing a woman from leaving the house without her husband's permission). We share those concerns and have raised them with Iraq's Minister of Justice, who had put forward the draft law. The draft is not expected to go forward to parliament, but we continue to monitor this closely.

The Committee for the Elimination of Discrimination Against Women (CEDAW) met in Geneva on 18 February to consider the fourth and sixth periodic reports for Iraq. The State Minister for Women's Affairs participated in the Geneva discussions where Iraq submitted its first report to CEDAW in ten years. For the first time since Iraq ratified CEDAW in 1986, Iraqi civil society also presented a "shadow" report: ["Iraqi Women in Armed Conflict and Post-Conflict Situation"](#). CEDAW issued its recommendations on 28 February. While noting the efforts and commitments of Iraq in the face of challenges of political instability, insecurity and violence, CEDAW expressed serious concerns at the persistence of discriminatory laws, the increase of violence against women by state and non-state actors, and a reinforcement of patriarchal attitudes.

On 16 March, the Iraqi Speaker of Parliament banned al-Iraqiya TV staff from entering the Council of Representatives in response to previous coverage of him. We urge Iraq to take all steps to protect journalists and ensure freedom of the media, particularly in the run-up to elections on 30 April.

Source: <https://www.gov.uk/government/publications/iraq-country-of-concern/iraq-country-of-concern-latest-update-31-march-2013>.