



# ***Measuring the Outcomes of Acquisition Reform by Major DoD Components***

*Greg Sanders, Deputy Director and Fellow, Defense-Industrial Initiatives Group  
September 30, 2015*

# Research Question

## How has the implementation of the recent reform efforts differed within each of the major DoD contracting components?

- *Competition:* Have the DoD components increased their rate of effective competition since the introduction of Better Buying Power (BBP) in 2010?
- *Vendor Size:* How successful have the components been at promoting contracting opportunities for small businesses?
- *Contract Type:* How has DoD shifted between fixed-price and cost-plus contracts as guidance evolved?
- *Product or Service Area:* Did the recent reforms and legislation efforts shift components' acquisition portfolios?
- *Contract Vehicle:* Have the components shifted away from certain contract vehicles?
- *Top Vendors:* Have there been major shifts in the Top Ten vendor for the major DoD in recent years?

# Methodology

- The Federal Procurement Data System (FPDS) was the primary source for this report.
- Federal regulations only require that all unclassified prime contracts worth \$2,500 and above be reported to FPDS.
- Overseas Contingency Operations funding and other supplemental are not separately classified in FPDS.
- All dollar figures are in constant 2014 dollars.
- The study team analyzed contracts using contract signed dates to divide the contracts into regime periods for analysis.
- The reform periods were determined by the date the final implementing guidelines were issued.
- All percentages are expressed as the percentage of total contract obligations awarded during that regime period.

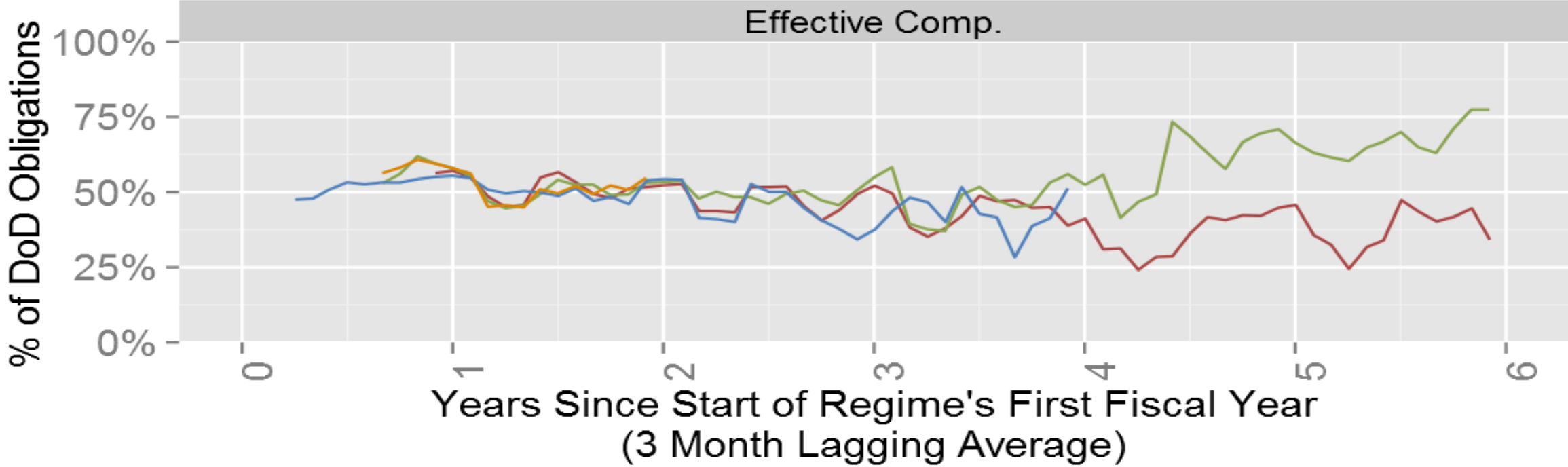
# Summary of Findings

	Overall DoD	Army	Navy	Air Force	DLA	MDA
<b>Competition</b>						
<b>Contract Type (Fixed-Price)</b>						
<b>Small Business</b>						
<b>Contract Vehicle (MAC)</b>						
<b>PSC</b>	R&D: Products: Services:	R&D: Products: Services:	R&D: Products: Services:	R&D: Products: Services:	R&D: Products: Services:	R&D: Products: Services:
<b>Top Ten Vendors</b>	<i>Top Five Steady</i>	<i>Many Changes</i>	<i>Same</i>	<i>Same</i>	<i>Many Changes</i>	<i>Many Changes</i>

## Legend

- Trend followed the intention of the policy change
- Trend did not follow the intention of the policy change
- The trend did not change from the previous regime, or there was not a specific policy change to measure against.

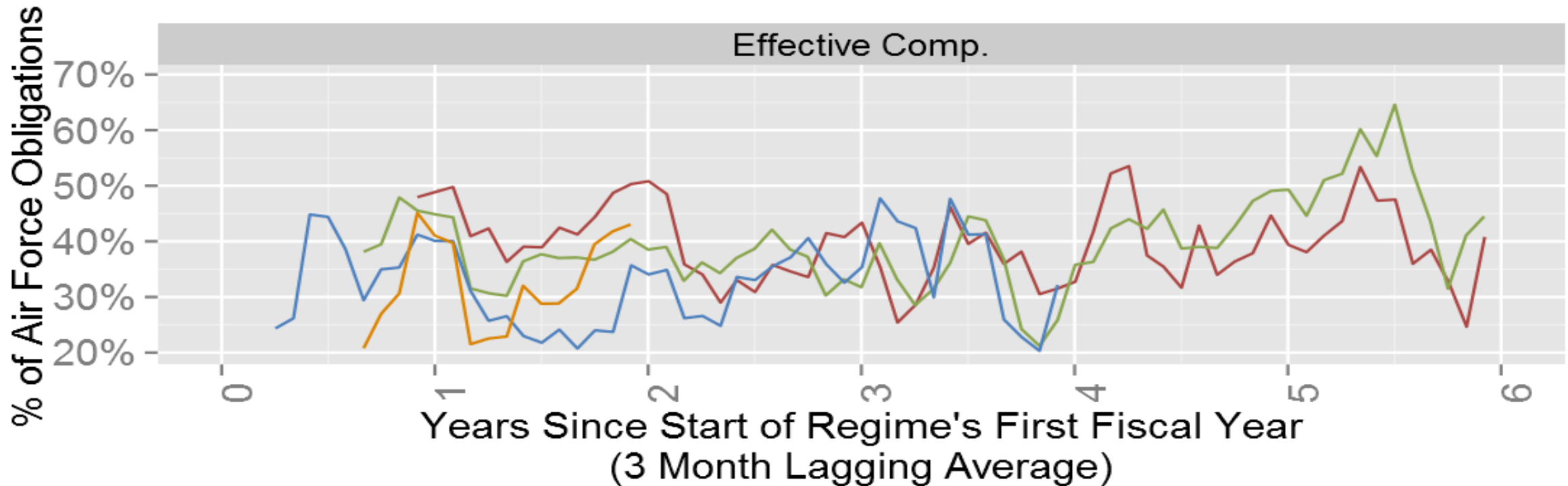
# Overall DoD Rate of Effective Competition by Regime



**Competition**

- YOUNG (FY2007 is Year 0, FY2012 is Year 5)
- CARTER pre-BBP (FY2009 is Year 0, FY2014 is Year 5)
- BBP1 (FY2011 is Year 0, FY2014 is Year 3)
- BBP2 (FY2013 is Year 0, FY2014 is Year 1)

# Air Force Rate of Effective Competition by Regime



## Competition

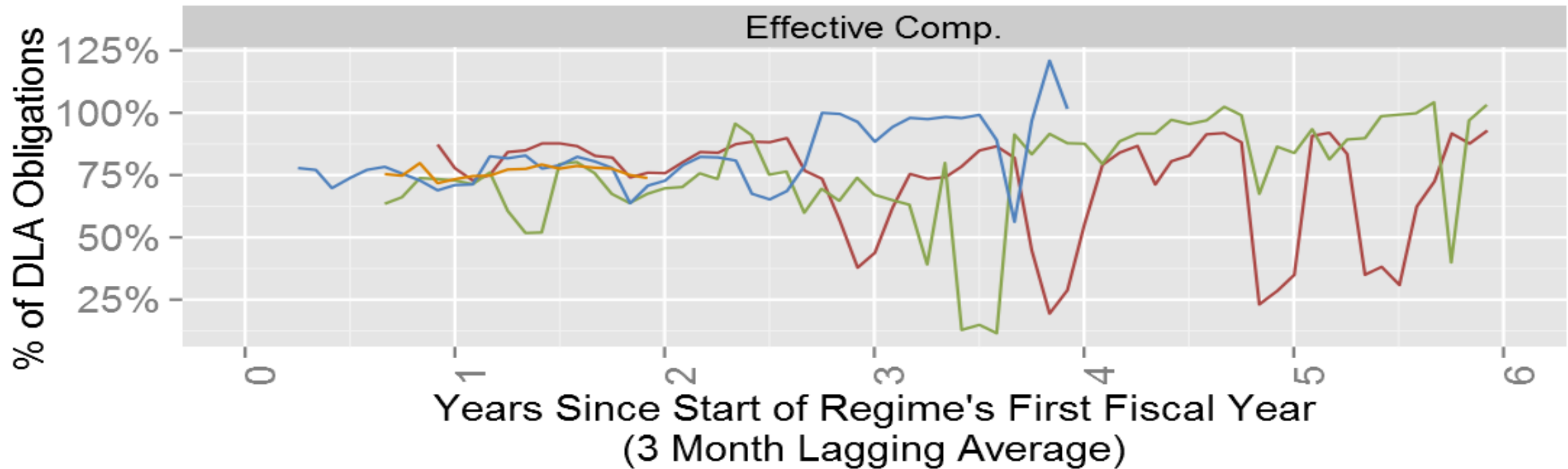
— YOUNG (FY2007 is Year 0, FY2012 is Year 5)

— BBP1 (FY2011 is Year 0, FY2014 is Year 3)

— CARTER pre-BBP (FY2009 is Year 0, FY2014 is Year 5)

— BBP2 (FY2013 is Year 0, FY2014 is Year 1)

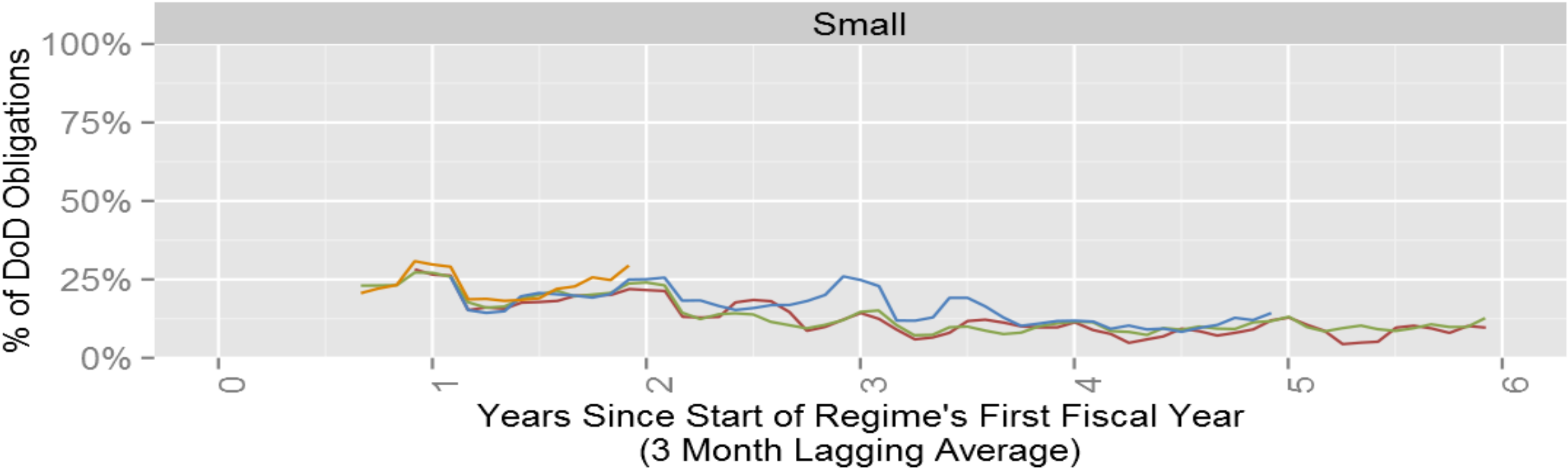
# DLA Rate of Effective Competition by Regime



## Competition

- YOUNG (FY2007 is Year 0, FY2012 is Year 5)
- CARTER pre-BBP (FY2009 is Year 0, FY2014 is Year 5)
- BBP1 (FY2011 is Year 0, FY2014 is Year 3)
- BBP2 (FY2013 is Year 0, FY2014 is Year 1)

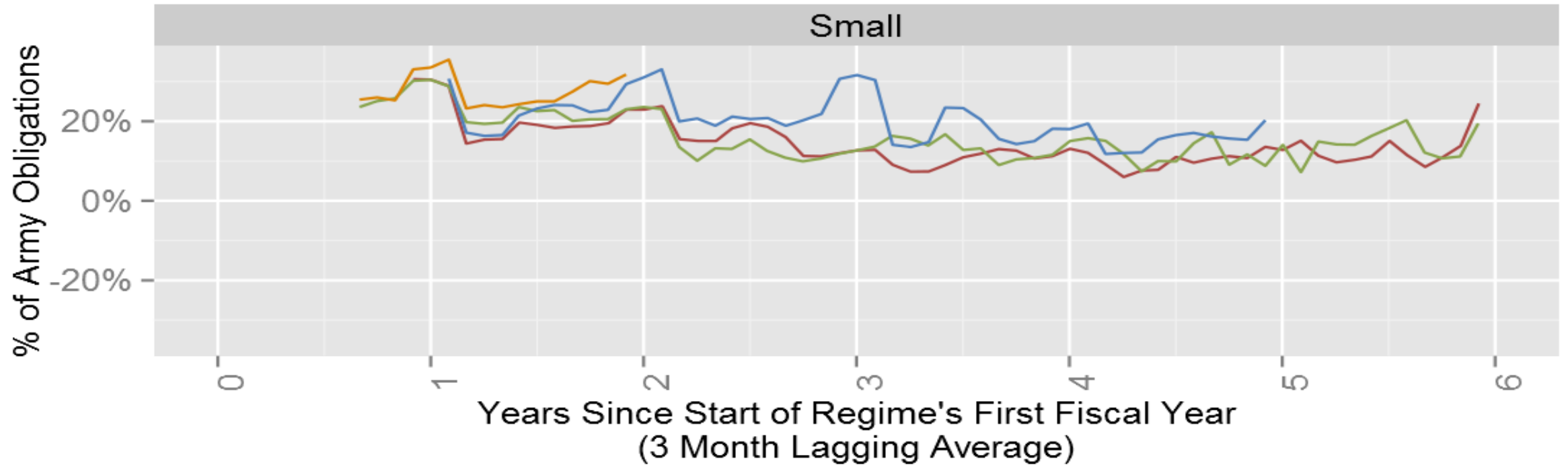
# Overall DoD Small Business Participation Rate by Regime



**Vendor Size**

- YOUNG (FY2007 is Year 0, FY2012 is Year 5)
- Small Business Task Force (FY2010 is Year 0, FY2014 is Year 4)
- CARTER pre-IFT (FY2009 is Year 0, FY2014 is Year 5)
- BBP2 (FY2013 is Year 0, FY2014 is Year 1)

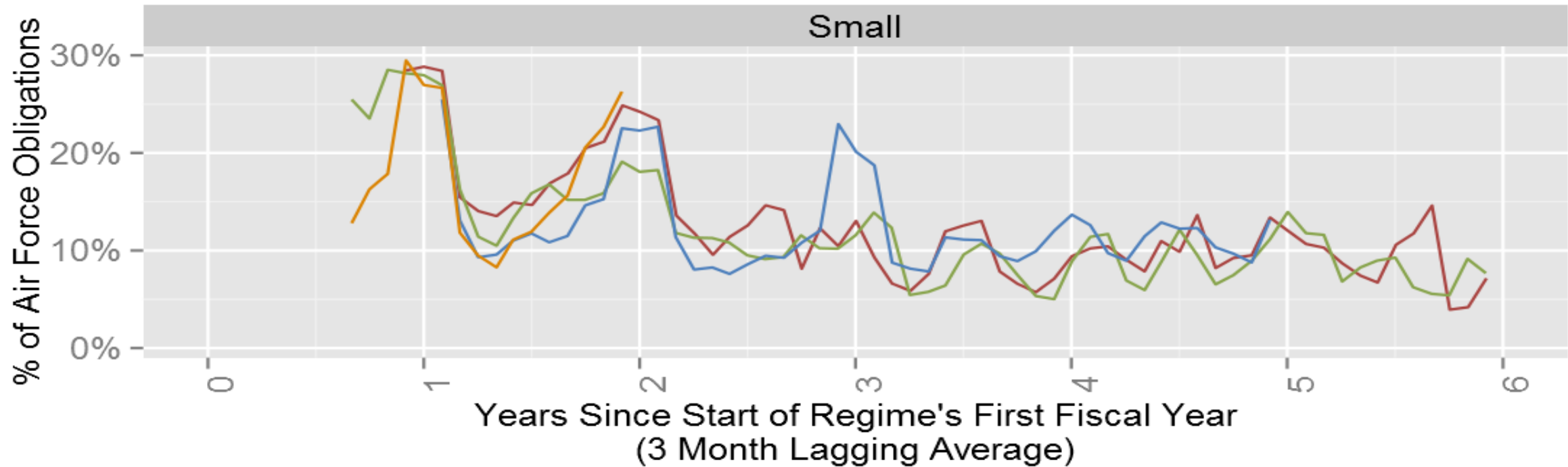
# Army Small Business Participation Rate by Regime



## Vendor Size

- YOUNG (FY2007 is Year 0, FY2012 is Year 5)
- Small Business Task Force (FY2010 is Year 0, FY2014 is Year 4)
- CARTER pre-IFT (FY2009 is Year 0, FY2014 is Year 5)
- BBP2 (FY2013 is Year 0, FY2014 is Year 1)

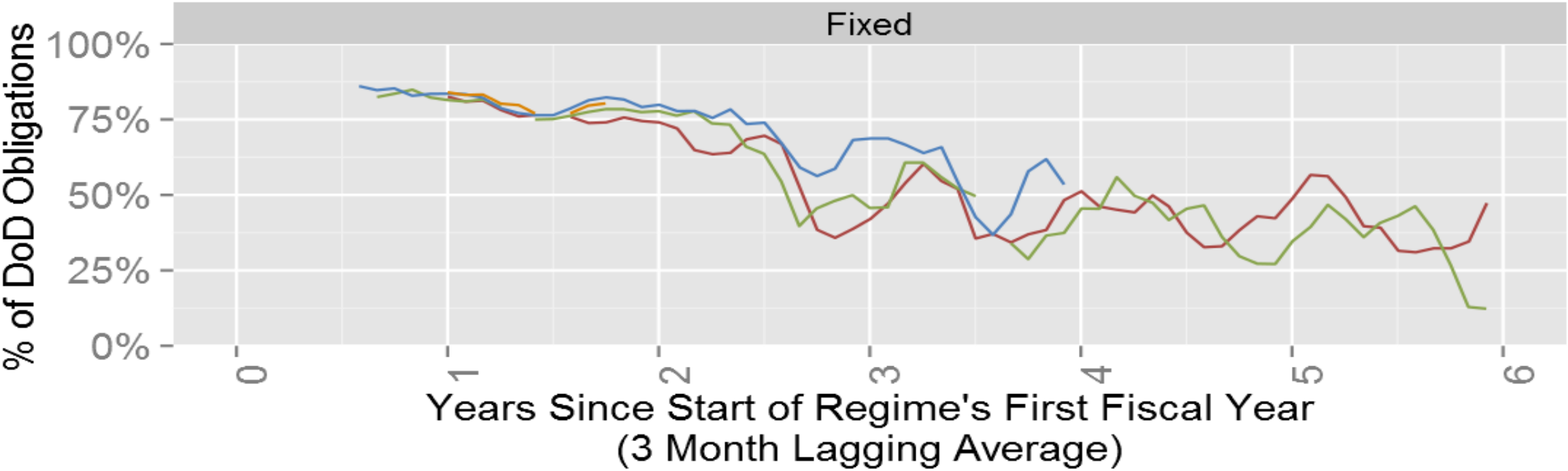
# Air Force Small Business Participation Rate by Regime



## Vendor Size

- YOUNG (FY2007 is Year 0, FY2012 is Year 5)
- CARTER pre-IFT (FY2009 is Year 0, FY2014 is Year 5)
- Small Business Task Force (FY2010 is Year 0, FY2014 is Year 4)
- BBP2 (FY2013 is Year 0, FY2014 is Year 1)

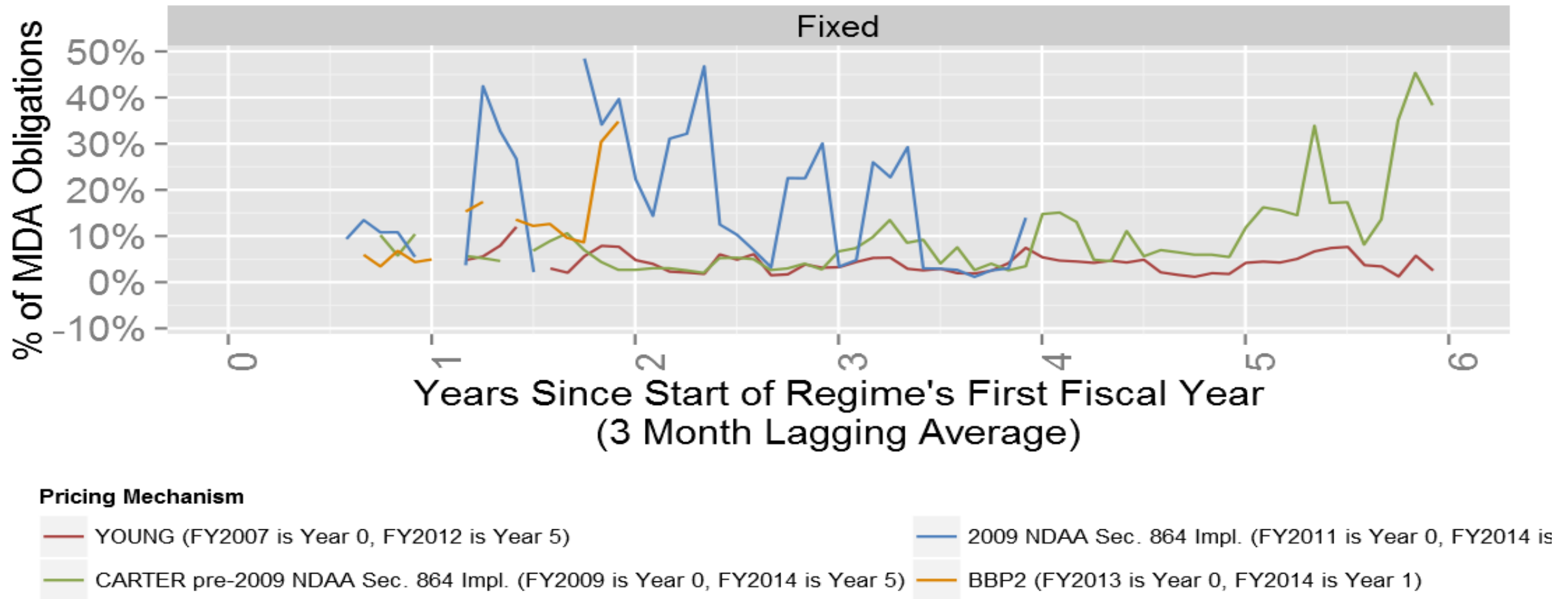
# Overall DoD Rate of Fixed-Price Contracts by Regime



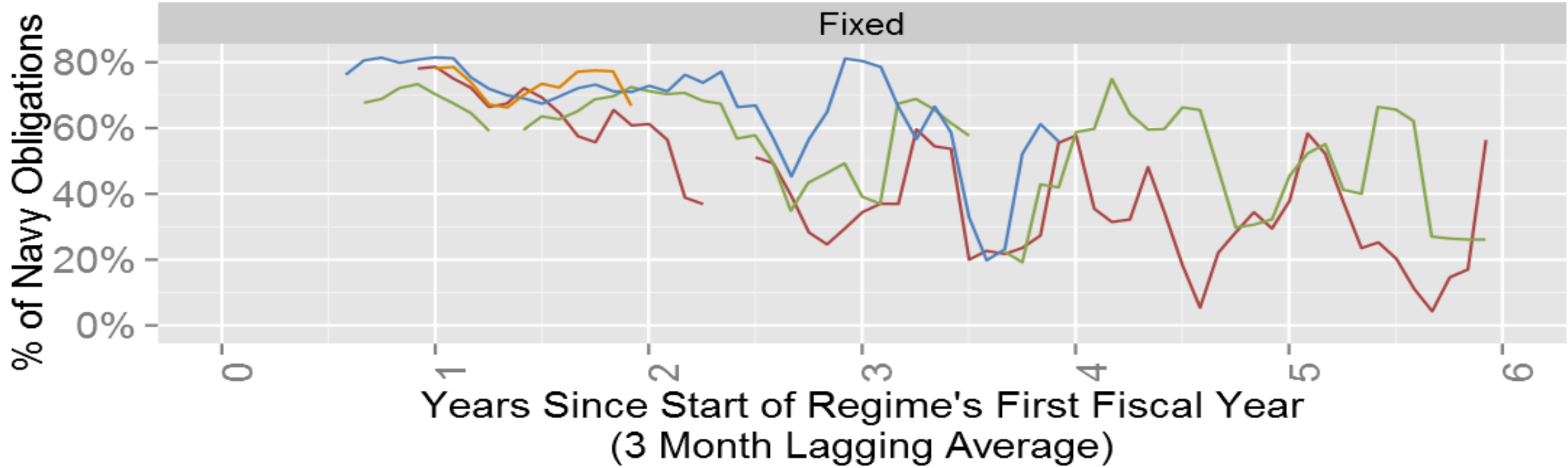
**Pricing Mechanism**

- YOUNG (FY2007 is Year 0, FY2012 is Year 5)
- CARTER pre-2009 NDAA Sec. 864 Impl. (FY2009 is Year 0, FY2014 is Year 5)
- 2009 NDAA Sec. 864 Impl. (FY2011 is Year 0, FY2014 is Year 3)
- BBP2 (FY2013 is Year 0, FY2014 is Year 1)

# MDA Rate of Fixed-Price Contracts by Regime



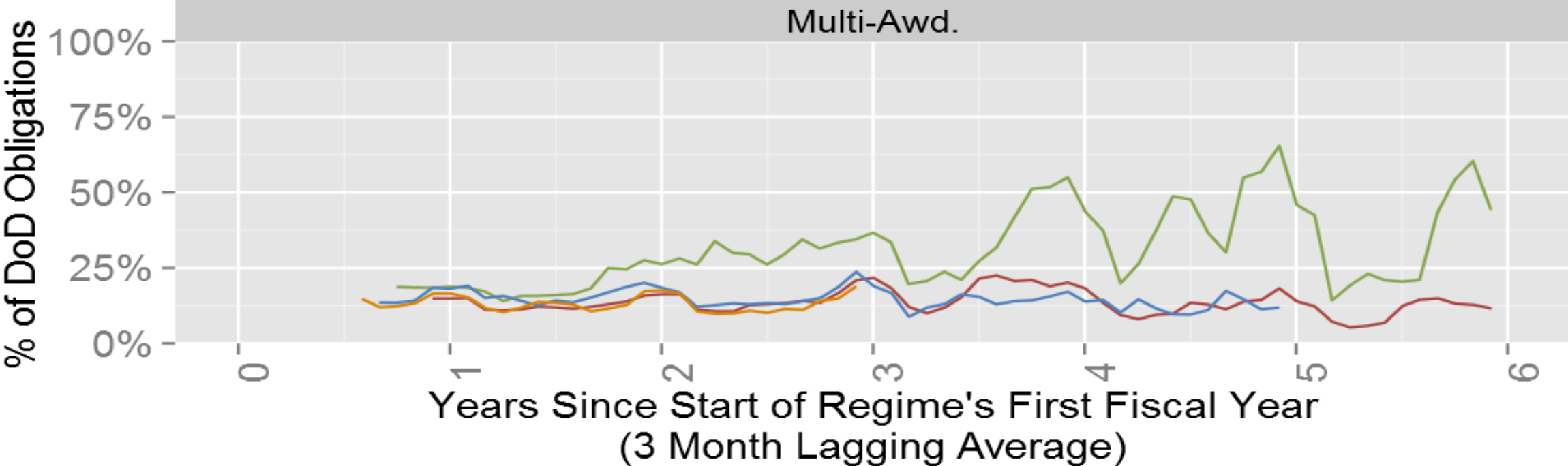
# Navy Rate of Fixed-Price Contracts by Regime



**Pricing Mechanism**

- YOUNG (FY2007 is Year 0, FY2012 is Year 5)
- CARTER pre-2009 NDAA Sec. 864 Impl. (FY2009 is Year 0, FY2014 is Year 5)
- 2009 NDAA Sec. 864 Impl. (FY2011 is Year 0, FY2014 is Year 3)
- BBP2 (FY2013 is Year 0, FY2014 is Year 1)

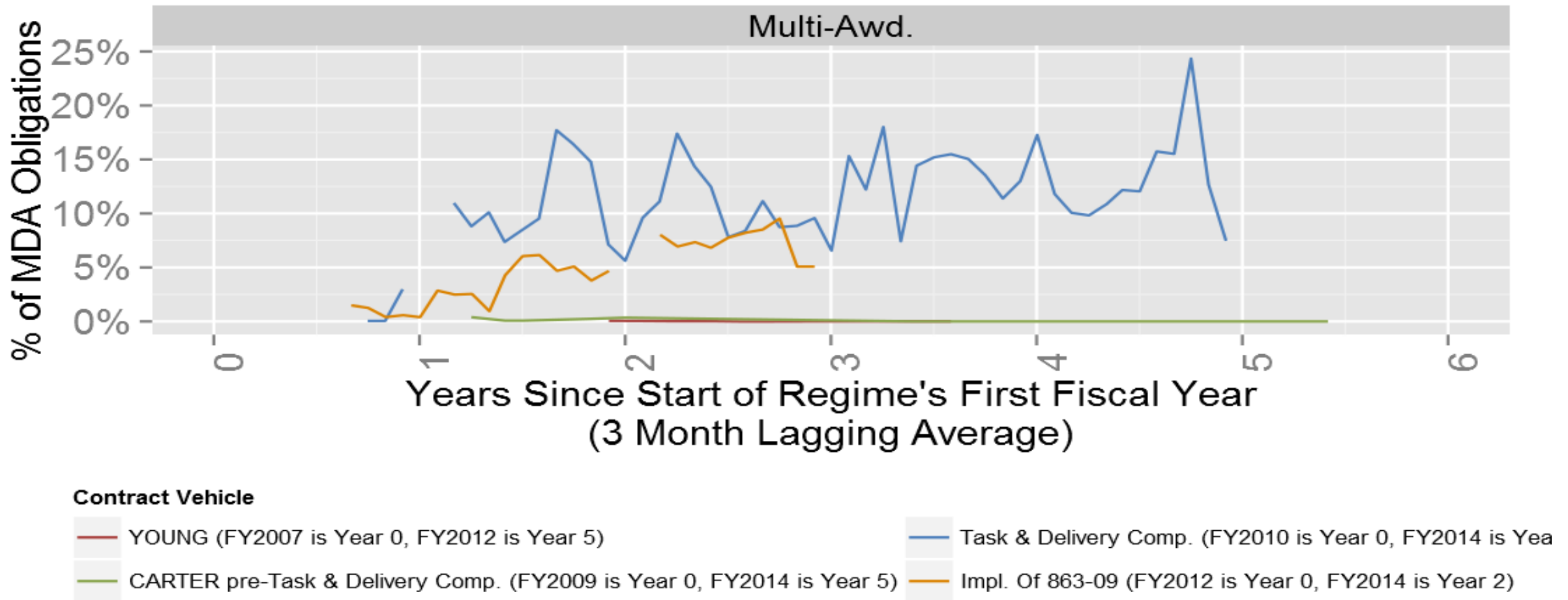
# Overall DoD Rate of Multiple-Award Vehicle by Regime



**Contract Vehicle**

- YOUNG (FY2007 is Year 0, FY2012 is Year 5)
- Task & Delivery Comp. (FY2010 is Year 0, FY2014 is Year 4)
- CARTER pre-Task & Delivery Comp. (FY2009 is Year 0, FY2014 is Year 5)
- Impl. Of 863-09 (FY2012 is Year 0, FY2014 is Year 2)

# MDA Rate of Multiple-Award Vehicle by Regime



# Summary of Findings

	Overall DoD	Army	Navy	Air Force	DLA	MDA
<b>Competition</b>						
<b>Contract Type (Fixed-Price)</b>						
<b>Small Business</b>						
<b>Contract Vehicle (MAC)</b>						
<b>PSC</b>	R&D: Products: Services:	R&D: Products: Services:	R&D: Products: Services:	R&D: Products: Services:	R&D: Products: Services:	R&D: Products: Services:
<b>Top Ten Vendors</b>	<i>Top Five Steady</i>	<i>Many Changes</i>	<i>Same</i>	<i>Same</i>	<i>Many Changes</i>	<i>Many Changes</i>

## Legend

- Trend followed the intention of the policy change
- Trend did not follow the intention of the policy change
- The trend did not change from the previous regime, or there was not a specific policy change to measure against.



# Outcomes of Recent Defense Acquisition Reform: Lessons for the Future

September 30, 2015

Later today, the full report, *Measuring the Outcomes of Acquisition Reform by Major DoD Components* can be found at:

<http://csis.org/program/defense-industrial-initiatives-group>.